



SIRIUS ACT Pushbuttons and Indicator Lights Enclosures

Modules for enclosures

Operational voltage at AC	Operational voltage at DC	Color	SD	Screw terminals		PU (UNIT, SET, M)	PS*	PG
				Article No.	Price per PU			
V	V		d					
LED modules¹⁾ for base mounting								
 3SU1401-2BB60-1AA0	24	24	Amber	3	3SU1401-2BB00-1AA0	1	1 unit	41J
			Red	3	3SU1401-2BB20-1AA0	1	1 unit	41J
			Yellow	3	3SU1401-2BB30-1AA0	1	1 unit	41J
			Green	3	3SU1401-2BB40-1AA0	1	1 unit	41J
			Blue	▶	3SU1401-2BB50-1AA0	1	1 unit	41J
			White	▶	3SU1401-2BB60-1AA0	1	1 unit	41J
	110	--	Amber	5	3SU1401-2BC00-1AA0	1	1 unit	41J
			Red	▶	3SU1401-2BC20-1AA0	1	1 unit	41J
			Yellow	5	3SU1401-2BC30-1AA0	1	1 unit	41J
			Green	▶	3SU1401-2BC40-1AA0	1	1 unit	41J
			Blue	▶	3SU1401-2BC50-1AA0	1	1 unit	41J
			White	▶	3SU1401-2BC60-1AA0	1	1 unit	41J
	230	--	Amber	5	3SU1401-2BF00-1AA0	1	1 unit	41J
			Red	▶	3SU1401-2BF20-1AA0	1	1 unit	41J
			Yellow	5	3SU1401-2BF30-1AA0	1	1 unit	41J
Green			▶	3SU1401-2BF40-1AA0	1	1 unit	41J	
Blue			▶	3SU1401-2BF50-1AA0	1	1 unit	41J	
White			▶	3SU1401-2BF60-1AA0	1	1 unit	41J	



¹⁾ Only for use with SIRIUS commanding and signaling devices.

Operational voltage at AC	Operational voltage at DC	Color	SD	Spring-type terminals		PU (UNIT, SET, M)	PS*	PG
				Article No.	Price per PU			
V	V		d					
LED modules¹⁾ for base mounting								
 3SU1401-2BB20-3AA0	24	24	Amber	5	3SU1401-2BB00-3AA0	1	1 unit	41J
			Red	▶	3SU1401-2BB20-3AA0	1	1 unit	41J
			Yellow	5	3SU1401-2BB30-3AA0	1	1 unit	41J
			Green	▶	3SU1401-2BB40-3AA0	1	1 unit	41J
			Blue	▶	3SU1401-2BB50-3AA0	1	1 unit	41J
			White	▶	3SU1401-2BB60-3AA0	1	1 unit	41J
	110	--	Amber	5	3SU1401-2BC00-3AA0	1	1 unit	41J
			Red	▶	3SU1401-2BC20-3AA0	1	1 unit	41J
			Yellow	5	3SU1401-2BC30-3AA0	1	1 unit	41J
			Green	▶	3SU1401-2BC40-3AA0	1	1 unit	41J
			Blue	▶	3SU1401-2BC50-3AA0	1	1 unit	41J
			White	▶	3SU1401-2BC60-3AA0	1	1 unit	41J
	230	--	Amber	5	3SU1401-2BF00-3AA0	1	1 unit	41J
			Red	▶	3SU1401-2BF20-3AA0	1	1 unit	41J
			Yellow	5	3SU1401-2BF30-3AA0	1	1 unit	41J
Green			▶	3SU1401-2BF40-3AA0	1	1 unit	41J	
Blue			▶	3SU1401-2BF50-3AA0	1	1 unit	41J	
White			▶	3SU1401-2BF60-3AA0	1	1 unit	41J	


¹⁾ Only for use with SIRIUS commanding and signaling devices.

SIRIUS ACT Pushbuttons and Indicator Lights Enclosures

Modules for enclosures

Operational voltage at AC	Operational voltage at DC	Color	SD	Screw terminals	PU (UNIT, SET, M)	PS*	PG	
V	V		d	Article No.	Price per PU			
LED modules¹⁾ for base mounting - wide voltage range								
 3SU1401-2BG60-1AA0	6 ... 24	6 ... 24	Amber	3	3SU1401-2BG00-1AA0	1	1 unit	41J
			Red	▶	3SU1401-2BG20-1AA0	1	1 unit	41J
			Yellow	▶	3SU1401-2BG30-1AA0	1	1 unit	41J
			Green	▶	3SU1401-2BG40-1AA0	1	1 unit	41J
			Blue	▶	3SU1401-2BG50-1AA0	1	1 unit	41J
			White	▶	3SU1401-2BG60-1AA0	1	1 unit	41J
	24 ... 240	24 ... 240	Amber	5	3SU1401-2BH00-1AA0	1	1 unit	41J
			Red	▶	3SU1401-2BH20-1AA0	1	1 unit	41J
			Yellow	▶	3SU1401-2BH30-1AA0	1	1 unit	41J
			Green	▶	3SU1401-2BH40-1AA0	1	1 unit	41J
		Blue	▶	3SU1401-2BH50-1AA0	1	1 unit	41J	
		White	▶	3SU1401-2BH60-1AA0	1	1 unit	41J	
Spring-type terminals								
 3SU1401-2BG20-3AA0	6 ... 24	6 ... 24	Amber	5	3SU1401-2BG00-3AA0	1	1 unit	41J
			Red	▶	3SU1401-2BG20-3AA0	1	1 unit	41J
			Yellow	▶	3SU1401-2BG30-3AA0	1	1 unit	41J
			Green	▶	3SU1401-2BG40-3AA0	1	1 unit	41J
			Blue	▶	3SU1401-2BG50-3AA0	1	1 unit	41J
			White	▶	3SU1401-2BG60-3AA0	1	1 unit	41J
	24 ... 240	24 ... 240	Amber	5	3SU1401-2BH00-3AA0	1	1 unit	41J
			Red	▶	3SU1401-2BH20-3AA0	1	1 unit	41J
			Yellow	▶	3SU1401-2BH30-3AA0	1	1 unit	41J
			Green	▶	3SU1401-2BH40-3AA0	1	1 unit	41J
		Blue	▶	3SU1401-2BH50-3AA0	1	1 unit	41J	
		White	▶	3SU1401-2BH60-3AA0	1	1 unit	41J	

¹⁾ Only for use with SIRIUS commanding and signaling devices.

Operational voltage at AC	Operational voltage at DC	SD	Screw terminals	PU (UNIT, SET, M)	PS*	PG	
V	V	d	Article No.	Price per PU			
LED test modules¹⁾ for base mounting							
 3SU1400-2CK10-1AA0	6 ... 240	6 ... 240	▶	3SU1400-2CK10-1AA0	1	1 unit	41J

¹⁾ Only to be used for SIRIUS ACT LED modules (6 ... 24 V AC/DC, 24 V AC/DC, 24 ... 240 V AC/DC).

SIRIUS ACT Pushbuttons and Indicator Lights Enclosures

Modules for enclosures

Operational voltage	Slave type	Number of digital inputs		Number of digital outputs	SD	Spring-type terminals (push-in)	PU (UNIT, SET, M)	PS*	PG
		Standard	Safety-related						
V					d	Article No.	Price per PU		
AS-Interface modules, base mounting									
30	4 DI/3 DQ AB	4	0	3	5	3SU1400-2EJ10-6AA0	1	1 unit	41J
	4 DI/4 DQ	4	0	4	▶ 5	3SU1400-2EK10-6AA0	1	1 unit	41J
	2 F-DI	0	2	0	5	3SU1400-2EA10-6AA0	1	1 unit	41J
	2 F-DI + 1 LED	0	2	1	5	3SU1401-2EE20-6AA0	1	1 unit	41J
					For controlling the LEDs				
Electronic module for IO-Link, base mounting									
24	Freely programmable (default 6 DI/2 DQ)	0-8	0	0-8	5	3SU1400-2HL10-6AA0	1	1 unit	41J
Support terminals									
Color					SD	Screw terminals	PU (UNIT, SET, M)	PS*	PG
					d	Article No.	Price per PU		
3SU1400-2DA10-1AA0	Black				3	3SU1400-2DA10-1AA0	1	1 unit	41J
	Blue				5	3SU1400-2DA50-1AA0	1	1 unit	41J
	Green/Yellow				3	3SU1400-2DA43-1AA0	1	1 unit	41J
Spring-type terminals									
3SU1400-2DA50-3AA0	Black				5	3SU1400-2DA10-3AA0	1	1 unit	41J
	Blue				5	3SU1400-2DA50-3AA0	1	1 unit	41J
	Green/Yellow				5	3SU1400-2DA43-3AA0	1	1 unit	41J



3SU1400-2EJ10-6AA0



3SU1400-2HL10-6AA0



3SU1400-2DA10-1AA0



3SU1400-2DA50-3AA0

SIRIUS ACT Pushbuttons and Indicator Lights Enclosures

Two-hand operation consoles

Overview

Equipment

The two-hand operation consoles are pre-equipped with command devices. In the case of plastic enclosures the command points are equipped as standard with actuators and indicators made of plastic and in the case of metal enclosures they are equipped with actuators and indicators made of metal.

The standard equipment comprises:

- 2 black mushroom pushbuttons, diameter 40 mm, 1 NO + 1 NC
- 1 red EMERGENCY STOP mushroom pushbutton according to ISO 13850, diameter 40 mm, with positive latching, 2 NC

The plastic version can be retrofitted with up to 8 customized command points. The surface of the console has premachined breaking points for this purpose.

Application

The two-hand operation consoles are required for use with machines and systems that have hazardous areas, in order to direct both hands of the operator to one position.

The operation consoles are primarily used on presses, stamping machines, printing presses and paper converting machines, in the chemical industry and in the rubber and plastics industries.

The control command is given by pressing the two mushroom pushbuttons on the sides simultaneously (within 0.5 s of each other) and must be maintained for as long as a hazard exists.

For the further processing of control commands, evaluation units are used, e.g. 3SK11 safety relays or the 3RK3, 3SK2 Modular Safety System.

Standards

The two-hand operation consoles comply with the requirements of EN 574.

Selection and ordering data

Version of actuating element/ unlatching method/ operating principle	Color of actuating element	Number of NO con- tacts	NC con- tacts	SD	Article No.	Price per PU	PU (UNIT, SET, M)	PS*	PG
--	-------------------------------	-------------------------------	------------------	----	-------------	-----------------	-------------------------	-----	----

Two-hand operation consoles

Plastic



3SU1803-3NB00-1AE1

None	--	0	0	5	3SU1803-3AA00-0AA1		1	1 unit	41J
A = Mushroom pushbutton/ momentary contact B = EMERGENCY STOP mushroom pushbutton/ rotate to unlatch C = Mushroom pushbutton/ momentary contact	A = Black / B = Red / C = Black	2	4	5	3SU1803-3NB00-1AE1		1	1 unit	41J

Metal



3SU1853-3AA00-0AA1



3SU1853-3NB00-1AA1



3SU1853-3NB00-1AD1

None	--	0	0	5	3SU1853-3AA00-0AA1		1	1 unit	41J
A = Mushroom pushbutton/ momentary contact B = EMERGENCY STOP mushroom pushbutton/ rotate to unlatch C = Mushroom pushbutton/ momentary contact	A = Black / B = Red / C = Black	2	4	5	3SU1853-3NB00-1AA1		1	1 unit	41J
		2	4	5	3SU1853-3NB00-1AD1		1	1 unit	41J

Version	Material	Color	SD	Article No.	Price per PU	PU (UNIT, SET, M)	PS*	PG
---------	----------	-------	----	-------------	-----------------	-------------------------	-----	----

Accessories

Stands for two-hand operation consoles



3SU1950-0HN10-0AA0

	Metal	Black	5	3SU1950-0HN10-0AA0		1	1 unit	41J
--	-------	-------	---	---------------------------	--	---	--------	-----

* You can order this quantity or a multiple thereof.
Illustrations are approximate

SIRIUS ACT Pushbuttons and Indicator Lights

Accessories

Labels

Insert labels

Overview

Labels can be inserted for identification purposes in pushbuttons (clear) and in illuminated pushbuttons with a flat button. These insert labels are made of transparent plastic with black inscription; they can be fitted in any 90° angle.

Inscription

The inscription is in upper/lower case, all words begin with upper case letters. Graphic symbols, including those not listed in the catalog, are according to ISO 7000 or IEC 60417.

The insert labels without inscription are suitable for user marking with permanent pen.

For customized inscriptions, see "Options", page 13/116.

Selection and ordering data

Color	Marking	SD	Article No.	Price per PU	PU (UNIT, SET, M)	PS*	PG
Insert labels							
For self-inscription							
Milky white/ black (label/lettering)	None	▶	3SU1900-0AB71-0AA0		100	10 units	41J
With customized inscription							
Milky white/ black (label/lettering)	For inscriptions or symbols, see "Options", page 13/116.	10	3SU1900-0AB71-0AZ0		1	1 unit	41J
Inscription in German							
Milky white/ black (label/lettering)	Ein	5	3SU1900-0AB71-0AB0		100	10 units	41J
	Aus	5	3SU1900-0AB71-0AC0		100	10 units	41J
	Auf	5	3SU1900-0AB71-0AD0		100	10 units	41J
	Ab	5	3SU1900-0AB71-0AE0		100	10 units	41J
	Vor	5	3SU1900-0AB71-0AF0		100	10 units	41J
	Zurück	5	3SU1900-0AB71-0AG0		100	10 units	41J
	Rechts	5	3SU1900-0AB71-0AH0		100	10 units	41J
	Links	5	3SU1900-0AB71-0AJ0		100	10 units	41J
	Halt	5	3SU1900-0AB71-0AK0		100	10 units	41J
	Zu	5	3SU1900-0AB71-0AL0		100	10 units	41J
	Schnell	5	3SU1900-0AB71-0AM0		100	10 units	41J
	Langsam	5	3SU1900-0AB71-0AN0		100	10 units	41J
	Betrieb	5	3SU1900-0AB71-0AP0		100	10 units	41J
	Störung	5	3SU1900-0AB71-0AQ0		100	10 units	41J
Einrichten	5	3SU1900-0AB71-0AR0		100	10 units	41J	
Inscription in English							
Milky white/ black (label/lettering)	On	5	3SU1900-0AB71-0DJ0		100	10 units	41J
	Off	5	3SU1900-0AB71-0DK0		100	10 units	41J
	Up	5	3SU1900-0AB71-0DL0		100	10 units	41J
	Down	5	3SU1900-0AB71-0DM0		100	10 units	41J
	Forward	5	3SU1900-0AB71-0DN0		100	10 units	41J
	Right	5	3SU1900-0AB71-0DQ0		100	10 units	41J
	Left	5	3SU1900-0AB71-0DR0		100	10 units	41J
	Stop	5	3SU1900-0AB71-0DS0		100	10 units	41J
	Start	5	3SU1900-0AB71-0DT0		100	10 units	41J
	Reset	5	3SU1900-0AB71-0DU0		100	10 units	41J
	Test	5	3SU1900-0AB71-0DV0		100	10 units	41J
	Open	5	3SU1900-0AB71-0DW0		100	10 units	41J
	Close	5	3SU1900-0AB71-0DX0		100	10 units	41J
	Running	5	3SU1900-0AB71-0EB0		100	10 units	41J
	Fast	5	3SU1900-0AB71-0EE0		100	10 units	41J
	Slow	5	3SU1900-0AB71-0EF0		100	10 units	41J

Insert labels



3SU1900-0AB71-0AA0



3SU1900-0AB71-0AB0




3SU1900-0AB71-0DN0

SIRIUS ACT Pushbuttons and Indicator Lights Accessories Labels




Insert labels

Color	Marking	Symbol No.	SD	Article No.	Price per PU	PU (UNIT, SET, M)	PS*	PG
-------	---------	------------	----	-------------	--------------	-------------------	-----	----

Insert labels

With symbol (ON/OFF)								
 3SU1900-0AB71-0QC0	Milky white/black (label/lettering)	O	5008 IEC ▶	3SU1900-0AB71-0QA0	100	10 units	41J	
		I	5007 IEC ▶	3SU1900-0AB71-0QB0	100	10 units	41J	
		II	--	5	3SU1900-0AB71-0QC0	100	10 units	41J
		III	--	5	3SU1900-0AB71-0QD0	100	10 units	41J

3SU1900-0AB71-0QC0

With symbol (graphic)							
 3SU1900-0AB71-0QT0	Milky white/black (label/lettering)	→ ARROW DIRECTION TO RIGHT	5022 IEC ▶	3SU1900-0AB71-0QR0	100	10 units	41J
		↖ ARROW DIRECTION UP AND TO LEFT	-- ▶	3SU1900-0AB71-0QS0	100	10 units	41J
 3SU1900-0AB71-0RB0		↻ CLOCKWISE ROTATION	0004 ISO 5	3SU1900-0AB71-0QT0	100	10 units	41J
		↺ COUNTERCLOCKWISE ROTATION	-- 5	3SU1900-0AB71-0QU0	100	10 units	41J
 3SU1900-0AB71-0RN0		⚡ RAPID TRAVERSE	0266 ISO 5	3SU1900-0AB71-0QV0	100	10 units	41J
		⚡ FEED	0259 ISO 5	3SU1900-0AB71-0QW0	100	10 units	41J
		+ INCREASE, PLUS	5005 IEC 5	3SU1900-0AB71-0QX0	100	10 units	41J
		- DECREASE, MINUS	5006 IEC 5	3SU1900-0AB71-0QY0	100	10 units	41J
		⚙ ELECTRIC MOTOR	0011 ISO 5	3SU1900-0AB71-0RA0	100	10 units	41J
		📣 HORN	5014 IEC 5	3SU1900-0AB71-0RB0	100	10 units	41J
		💧 WATER INLET	-- 5	3SU1900-0AB71-0RC0	100	10 units	41J
		⚙ PUMP	0134 ISO 5	3SU1900-0AB71-0RD0	100	10 units	41J
		⚙ COOLANT PUMP	0355 ISO 5	3SU1900-0AB71-0RE0	100	10 units	41J
		🔒 LOCK, TIGHTEN	5653 IEC 5	3SU1900-0AB71-0RF0	100	10 units	41J
		🔓 UNLOCK, UNCLAMP	5652 IEC 5	3SU1900-0AB71-0RG0	100	10 units	41J
		🛑 BRAKE	-- 5	3SU1900-0AB71-0RH0	100	10 units	41J
		🛑 RELEASE BRAKE	0021 ISO 5	3SU1900-0AB71-0RJ0	100	10 units	41J
		🔒 INTERLOCK	0022 ISO 5	3SU1900-0AB71-0RK0	100	10 units	41J
		🔓 UNLOCK	0023 ISO 5	3SU1900-0AB71-0RL0	100	10 units	41J
		🔧 SET UP	0910 ISO 5	3SU1900-0AB71-0RM0	100	10 units	41J
		⊕ ON/OFF, MOMENTARY CONTACT TYPE	5011 IEC 5	3SU1900-0AB71-0RN0	100	10 units	41J
		👐 MANUAL OPERATION	0096 ISO 5	3SU1900-0AB71-0RP0	100	10 units	41J
		🔄 AUTOMATIC CYCLE	0017 ISO ▶	3SU1900-0AB71-0RQ0	100	10 units	41J
		👉 SUCTION	-- 5	3SU1900-0AB71-0RR0	100	10 units	41J
		👈 BLOWING	-- 5	3SU1900-0AB71-0RS0	100	10 units	41J

* You can order this quantity or a multiple thereof.
Illustrations are approximate

SIRIUS ACT Pushbuttons and Indicator Lights

Accessories

Labels

Insert labels

Options

Customized inscriptions

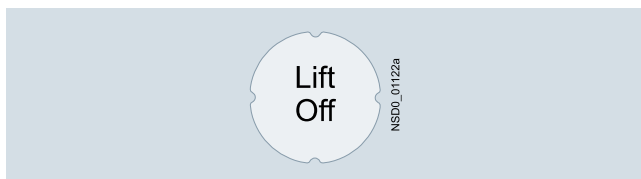
The labels can be inscribed with text and symbols not listed in the ordering data.

The default typeface used for inscriptions with text is Arial and the text is centered.

The font height is 2.5 mm.

Up to 6 characters per line are possible.

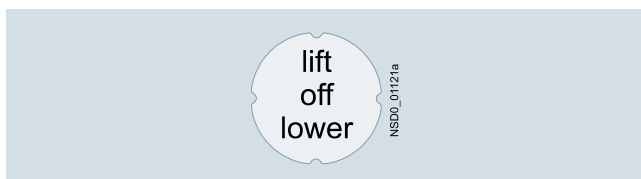
Examples for customized inscription



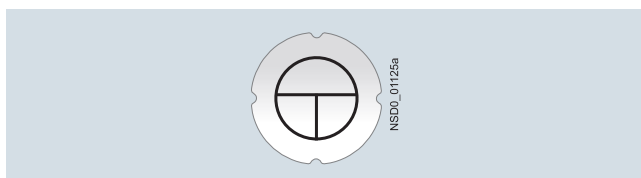
Two-line inscription in upper/lower case lettering (Q0Y)



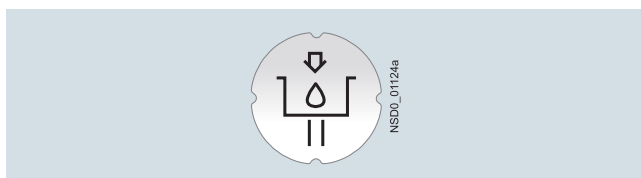
Single-line inscription in upper case lettering (Q1Y)



Three-line inscription in lower case letters (Q2Y)



Symbol number 5011 according to IEC 60417 (Q3Y)



Any symbol according to order form supplement (Q9Y)

Ordering notes

Append the following order codes to the article number:

- **Q0Y:** Text line(s) in upper/lower case, always upper case for beginning of line, e.g. Z1=Lift Z2=Lower
- **Q1Y:** Text line(s) in upper case, e.g. Z1=LIFT Z2=LOWER
- **Q2Y:** Text line(s) in lower case, e.g. Z1=lift off Z2=lower off
- **Q5Y:** Text line(s) in upper/lower case, all words begin with upper case letters, e.g. Z1=Lift Off Z2=Lower Off
- **Q3Y:** Symbol with number according to ISO 7000 or IEC 60417
- **Q9Y:** Inscription of choice, text or symbol, can only be ordered via SIRIUS ACT Configurator with a Configuration Identification Number (CIN)

When ordering, specify the required inscription in plain text without spaces, in addition to the article number and order code.

In the case of multi-line inscriptions, the text must be assigned to the respective line, e.g. Z1=LIFT Z2=LOWER; see [ordering example 1](#).

Symbols can also be ordered with numbers according to ISO 7000 or IEC 60417, see [ordering examples 2 and 3](#).

The SIRIUS ACT Configurator must be used to select special inscriptions and symbols (order code Q9Y). In this case a CIN (Configuration Identification Number) is generated for placement of future orders. It is then possible to place an order directly using the CIN and the SIRIUS ACT Configurator (Mall shopping cart) or via the standard ordering channels.

Standard ordering channels:

- Configurator: www.siemens.com/sirius-act/configurator
- [Electronic Catalog CA 01 on DVD](#)
- Industry Mall: www.siemens.com/industrymall

Ordering example 1

A label with 2 lines of text is required:

3SU1900-0AB71-0AZ0

Q1Y

Z1=LIFT

Z2=LOWER

Ordering example 2

A label inscribed with symbol No. 5011 according to IEC 60417 is required:

3SU1900-0AB71-0AZ0

Q3Y

Z=5011 IEC

Ordering example 3

A label inscribed with symbol No. 1118 according to ISO 7000 is required:

3SU1900-0AB71-0AZ0

Q3Y

Z=1118 ISO







SIRIUS ACT Pushbuttons and Indicator Lights

Accessories

Labels

Label holders for labeling plates

Selection and ordering data




Material Label holder shape	Label holder color	Label fastening method	Labeling plate size		SD	Article No.	Price per PU	PU (UNIT, SET, M)	PS*	PG
			Height mm	Width mm						
Label holders for labeling plates										
	Plastic, with rounded bottom	Black	Self-adhesive	12.5	27	▶	3SU1900-0AG10-0AA0	100	10 units	41J
				17.5	27	▶	3SU1900-0AH10-0AA0	100	10 units	41J
				27	27	▶	3SU1900-0AJ10-0AA0	100	10 units	41J
	Snap-on	12.5	27	▶	3SU1900-0AR10-0AA0	100	10 units	41J		
		17.5	27	▶	3SU1900-0AS10-0AA0	100	10 units	41J		
		27	27	▶	3SU1900-0AT10-0AA0	100	10 units	41J		
	Plastic, with square bottom	Black	Self-adhesive	12.5	27	3	3SU1900-0AN10-0AA0	100	10 units	41J
				17.5	27	▶	3SU1900-0AP10-0AA0	100	10 units	41J
				27	27	5	3SU1900-0AQ10-0AA0	100	10 units	41J
	Metal, matte, with rounded bottom NEW	Black	Self-adhesive	17.5	27	▶	3SU1960-0AH10-0AA0	1	10 units	41J
				Snap-on	17.5	27	▶	3SU1960-0AS10-0AA0	1	10 units
Label holders for labeling plates, coordinate switches										
	Plastic, with square bottom	Black	Self-adhesive	27	27	▶	3SU1900-0AL10-0AA0	1	1 unit	41J
				3SU1900-0AL10-0AA0	1	1 unit	41J			
	Plastic, cross	Black	Self-adhesive	27	27	▶	3SU1900-0AM10-0AA0	1	1 unit	41J
				3SU1900-0AM10-0AA0	1	1 unit	41J			
Label holders for labeling plates, twin pushbuttons										
	Plastic, rectangular	Black	Self-adhesive	12.5	27	▶	3SU1900-0AK10-0AA0	100	10 units	41J
3SU1900-0AK10-0AA0										

SIRIUS ACT Pushbuttons and Indicator Lights

Accessories

Labels

Label holders for labeling plates

Material Label holder shape	Label holder color	Label fastening method	Labeling plate size		SD	Article No.	Price per PU	PU (UNIT, SET, M)	PS*	PG	
			Height mm	Width mm							
Single frames											
	Plastic, square	Black	--	29.8	29.8	▶	3SU1900-0AX10-0AA0		1	10 units	41J
3SU1900-0AX10-0AA0											
Label holders for labeling plates 17.5 x 27 mm											
For 2 labeling plates											
	Plastic, with rounded bottom	Black	Self-adhesive	17.5	27	▶	3SU1900-0BQ10-0AA0		1	1 unit	41J
			Snap-on	17.5	27	▶	3SU1900-0BR10-0AA0		1	1 unit	41J
3SU1900-0BQ10-0AA0											
For 4 labeling plates											
	Plastic, with rounded bottom	Black	Self-adhesive	17.5	27	▶	3SU1900-0BS10-0AA0		1	1 unit	41J
			Snap-on	17.5	27	▶	3SU1900-0BT10-0AA0		1	1 unit	41J
3SU1900-0BT10-0AA0											

Overview

Label holders of black plastic, and labeling plates (black with white print or silver-colored with black print) for sticking or snapping in place, are available for labeling. They are not suitable for EMERGENCY STOP buttons. Note mounting dimensions!
The label holders cannot be used in conjunction with protective caps, protective collars and locking devices.

Inscription

The inscription is in upper/lower case, all words begin with upper case letters. Graphic symbols, including those not listed in the catalog, are according to ISO 7000 or IEC 60417.

For customized inscriptions, see "Options", page 13/125.

Labeling plates for sticking/snapping in place

The labels are available in three sizes:

- 12.5 mm × 27 mm
- 17.5 mm × 27 mm
- 27 mm × 27 mm

For mounting the labeling plates, you can choose between label holders for stick-on or snap-on mounting.

Selection and ordering data

Color	Marking	Symbol No.	SD	Article No.	Price per PU	PU (UNIT, SET, M)	PS*	PG
Labeling plates 12.5 mm x 27 mm								
For self-inscription								
	Black/white (label/lettering)	None	--	3SU1900-0AC16-0AA0		100	10 units	41J
With customized inscription								
3SU1900-0AC16-0AA0	Black/white (label/lettering)	For inscriptions or symbols, see "Options", page 13/125.	10	3SU1900-0AC16-0AZ0		1	1 unit	41J
Inscription in German								
	Black/white (label/lettering)	Ein	--	3SU1900-0AC16-0AB0		100	10 units	41J
		Aus	--	3SU1900-0AC16-0AC0		100	10 units	41J
		Auf	--	3SU1900-0AC16-0AD0		100	10 units	41J
		Ab	--	3SU1900-0AC16-0AE0		100	10 units	41J
3SU1900-0AC16-0AG0		Vor	--	3SU1900-0AC16-0AF0		100	10 units	41J
		Zurück	--	3SU1900-0AC16-0AG0		100	10 units	41J
		Rechts	--	3SU1900-0AC16-0AH0		100	10 units	41J
		Links	--	3SU1900-0AC16-0AJ0		100	10 units	41J
		Halt	--	3SU1900-0AC16-0AK0		100	10 units	41J
		Zu	--	3SU1900-0AC16-0AL0		100	10 units	41J
		Betrieb	--	3SU1900-0AC16-0AP0		100	10 units	41J
		Störung	--	3SU1900-0AC16-0AQ0		100	10 units	41J
		Hand Auto	--	3SU1900-0AC16-0DB0		100	10 units	41J
		Hand O Auto	--	3SU1900-0AC16-0DD0		100	10 units	41J
Inscription in English								
	Black/white (label/lettering)	On	--	3SU1900-0AC16-0DJ0		100	10 units	41J
		Off	--	3SU1900-0AC16-0DK0		100	10 units	41J
		Up	--	3SU1900-0AC16-0DL0		100	10 units	41J
		Down	--	3SU1900-0AC16-0DM0		100	10 units	41J
3SU1900-0AC16-0DN0		Forward	--	3SU1900-0AC16-0DN0		100	10 units	41J
		Reverse	--	3SU1900-0AC16-0DP0		100	10 units	41J
		Right	--	3SU1900-0AC16-0DQ0		100	10 units	41J
		Left	--	3SU1900-0AC16-0DR0		100	10 units	41J
		Stop	--	3SU1900-0AC16-0DS0		100	10 units	41J
		Start	--	3SU1900-0AC16-0DT0		100	10 units	41J
		Reset	--	3SU1900-0AC16-0DU0		100	10 units	41J
		Test	--	3SU1900-0AC16-0DV0		100	10 units	41J
		Open	--	3SU1900-0AC16-0DW0		100	10 units	41J
		Close	--	3SU1900-0AC16-0DX0		100	10 units	41J
		Jog	--	3SU1900-0AC16-0DE0		100	10 units	41J
		Running	--	3SU1900-0AC16-0EB0		100	10 units	41J
		Fault	--	3SU1900-0AC16-0EC0		100	10 units	41J
		Run	--	3SU1900-0AC16-0ED0		100	10 units	41J
		Stop Start	--	3SU1900-0AC16-0DC0		100	10 units	41J
		Off On	--	3SU1900-0AC16-0DH0		100	10 units	41J
		Power off	--	3SU1900-0AC16-0DF0		100	10 units	41J
		Power on	--	3SU1900-0AC16-0DG0		100	10 units	41J
		Man O Auto	--	3SU1900-0AC16-0DY0		100	10 units	41J
		Man Auto	--	3SU1900-0AC16-0EA0		100	10 units	41J

SIRIUS ACT Pushbuttons and Indicator Lights

Accessories

Labels

Labeling plates

Color	Marking	Symbol No.	SD	Article No.	Price per PU	PU (UNIT, SET, M)	PS*	PG
-------	---------	------------	----	-------------	--------------	-------------------	-----	----

Labeling plates 12.5 mm x 27 mm

Inscription in French



3SU1900-0AC16-0GA0

Color	Marking	Symbol No.	SD	Article No.	Price per PU	PU (UNIT, SET, M)	PS*	PG
Black/white (label/lettering)	Marche	--	5	3SU1900-0AC16-0GA0		100	10 units	41J
	Arrêt	--	5	3SU1900-0AC16-0GB0		100	10 units	41J
	Montée	--	5	3SU1900-0AC16-0GC0		100	10 units	41J
	Descente	--	5	3SU1900-0AC16-0GD0		100	10 units	41J
	Avant	--	5	3SU1900-0AC16-0GE0		100	10 units	41J
	Retour	--	5	3SU1900-0AC16-0GF0		100	10 units	41J
	Droite	--	5	3SU1900-0AC16-0GG0		100	10 units	41J
	Gauche	--	5	3SU1900-0AC16-0GH0		100	10 units	41J
	Ouvert	--	5	3SU1900-0AC16-0GJ0		100	10 units	41J
	Fermé	--	5	3SU1900-0AC16-0GK0		100	10 units	41J
	Rapide	--	5	3SU1900-0AC16-0GL0		100	10 units	41J
	En Service	--	5	3SU1900-0AC16-0GM0		100	10 units	41J
	Défaut	--	5	3SU1900-0AC16-0GN0		100	10 units	41J
	Réglage	--	5	3SU1900-0AC16-0GP0		100	10 units	41J
	Arrêt d'urgence	--	5	3SU1900-0AC16-0GQ0		100	10 units	41J
	Hors Service	--	5	3SU1900-0AC16-0GR0		100	10 units	41J
	Sous tension	--	5	3SU1900-0AC16-0GS0		100	10 units	41J
	Manu Auto	--	5	3SU1900-0AC16-0GT0		100	10 units	41J
	Marche Arrêt	--	5	3SU1900-0AC16-0GU0		100	10 units	41J
	Rearmement	--	5	3SU1900-0AC16-0GV0		100	10 units	41J

With symbol



3SU1900-0AC16-0QG0





Color	Marking	Symbol No.	SD	Article No.	Price per PU	PU (UNIT, SET, M)	PS*	PG
Black/white (label/lettering)	O	--	5	3SU1900-0AC16-0QA0		100	10 units	41J
	I	--	5	3SU1900-0AC16-0QB0		100	10 units	41J
	O I	--	3	3SU1900-0AC16-0QG0		100	10 units	41J
	1 2	--	5	3SU1900-0AC16-0QJ0		100	10 units	41J
	↑ ARROW DIRECTION UP	--	5	3SU1900-0AC16-0QS0		100	10 units	41J

SIRIUS ACT Pushbuttons and Indicator Lights

Accessories

Labels

Labeling plates

Color	Marking	Symbol No.	SD	Article No.	Price per PU	PU (UNIT, SET, M)	PS*	PG	
Labeling plates 12.5 mm x 27 mm									
For self-inscription									
	Silver/black (label/lettering)	None	▶	3SU1900-0AC81-0AA0		100	10 units	41J	
With customized inscription									
3SU1900-0AC81-0AA0	Silver/black (label/lettering)	For inscriptions or symbols, see "Options", page 13/125.	10	3SU1900-0AC81-0AZ0		100	10 units	41J	
Inscription in German									
	Silver/black (label/lettering)	Ein	--	5	3SU1900-0AC81-0AB0	100	10 units	41J	
3SU1900-0AC81-0AB0	Silver/black (label/lettering)	Aus	--	5	3SU1900-0AC81-0AC0	100	10 units	41J	
		Auf	--	5	3SU1900-0AC81-0AD0	100	10 units	41J	
		Ab	--	5	3SU1900-0AC81-0AE0	100	10 units	41J	
		Vor	--	5	3SU1900-0AC81-0AF0	100	10 units	41J	
		Zurück	--	5	3SU1900-0AC81-0AG0	100	10 units	41J	
		Rechts	--	5	3SU1900-0AC81-0AH0	100	10 units	41J	
		Links	--	5	3SU1900-0AC81-0AJ0	100	10 units	41J	
		Halt	--	5	3SU1900-0AC81-0AK0	100	10 units	41J	
		Zu	--	5	3SU1900-0AC81-0AL0	100	10 units	41J	
		Schnell	--	5	3SU1900-0AC81-0AM0	100	10 units	41J	
		Langsam	--	5	3SU1900-0AC81-0AN0	100	10 units	41J	
		Betrieb	--	5	3SU1900-0AC81-0AP0	100	10 units	41J	
		Störung	--	5	3SU1900-0AC81-0AQ0	100	10 units	41J	
		Einrichten	--	5	3SU1900-0AC81-0AR0	100	10 units	41J	
		Hand Auto	--	5	3SU1900-0AC81-0DB0	100	10 units	41J	
		Stop Start	--	5	3SU1900-0AC81-0DC0	100	10 units	41J	
		Hand O Auto	--	5	3SU1900-0AC81-0DD0	100	10 units	41J	
Inscription in English									
	Silver/black (label/lettering)	On	--	5	3SU1900-0AC81-0DJ0	100	10 units	41J	
3SU1900-0AC81-0DK0	Silver/black (label/lettering)	Off	--	5	3SU1900-0AC81-0DK0	100	10 units	41J	
		Up	--	5	3SU1900-0AC81-0DL0	100	10 units	41J	
		Down	--	5	3SU1900-0AC81-0DM0	100	10 units	41J	
		Stop	--	3	3SU1900-0AC81-0DS0	100	10 units	41J	
		Start	--	5	3SU1900-0AC81-0DT0	100	10 units	41J	
		Reset	--	5	3SU1900-0AC81-0DU0	100	10 units	41J	
		Test	--	5	3SU1900-0AC81-0DV0	100	10 units	41J	
		Open	--	5	3SU1900-0AC81-0DW0	100	10 units	41J	
		Close	--	5	3SU1900-0AC81-0DX0	100	10 units	41J	
		Man O Auto	--	5	3SU1900-0AC81-0DY0	100	10 units	41J	
		Man Auto	--	5	3SU1900-0AC81-0EA0	100	10 units	41J	
		Running	--	5	3SU1900-0AC81-0EB0	100	10 units	41J	
		Fault	--	5	3SU1900-0AC81-0EC0	100	10 units	41J	
		Fast	--	5	3SU1900-0AC81-0EE0	100	10 units	41J	
		Slow	--	5	3SU1900-0AC81-0EF0	100	10 units	41J	
With symbol									
	Silver/black (label/lettering)	O	5008 IEC	5	3SU1900-0AC81-0QA0	100	10 units	41J	
3SU1900-0AC81-0QK0	Silver/black (label/lettering)	I	5007 IEC	5	3SU1900-0AC81-0QB0	100	10 units	41J	
		II	--	5	3SU1900-0AC81-0QC0	100	10 units	41J	
		III	--	5	3SU1900-0AC81-0QD0	100	10 units	41J	
		O I	--	5	3SU1900-0AC81-0QG0	100	10 units	41J	
		I O II	--	5	3SU1900-0AC81-0QK0	100	10 units	41J	
		1 O 2	--	5	3SU1900-0AC81-0QL0	100	10 units	41J	
		→	ARROW DIRECTION TO RIGHT	5022 IEC	5	3SU1900-0AC81-0QR0	100	10 units	41J
		↑	ARROW DIRECTION UP	--	5	3SU1900-0AC81-0QS0	100	10 units	41J

SIRIUS ACT Pushbuttons and Indicator Lights

Accessories

Labels

Labeling plates

Color	Marking	Symbol No.	SD	Article No.	Price per PU	PU (UNIT, SET, M)	PS*	PG	
Labeling plates 17.5 mm x 27 mm									
For self-inscription									
Black/white (label/lettering)	None	--	▶	3SU1900-0AD16-0AA0		100	10 units	41J	
With customized inscription									
Black/white (label/lettering)	For inscriptions or symbols, see "Options", page 13/125.		10	3SU1900-0AD16-0AZ0		1	1 unit	41J	
Inscription in German									
Black/white (label/lettering)	Ein	--	▶	3SU1900-0AD16-0AB0		100	10 units	41J	
	Aus	--	▶	3SU1900-0AD16-0AC0		100	10 units	41J	
	Auf	--	5	3SU1900-0AD16-0AD0		100	10 units	41J	
	Ab	--	5	3SU1900-0AD16-0AE0		100	10 units	41J	
	Vor	--	5	3SU1900-0AD16-0AF0		100	10 units	41J	
	Zurück	--	5	3SU1900-0AD16-0AG0		100	10 units	41J	
	Halt	--	5	3SU1900-0AD16-0AK0		100	10 units	41J	
	Zu	--	5	3SU1900-0AD16-0AL0		100	10 units	41J	
	Betrieb	--	▶	3SU1900-0AD16-0AP0		100	10 units	41J	
	Störung	--	▶	3SU1900-0AD16-0AQ0		100	10 units	41J	
Hand Auto	--	▶	3SU1900-0AD16-0DB0		100	10 units	41J		
Inscription in English									
Black/white (label/lettering)	Stop Start	--	5	3SU1900-0AD16-0DC0		100	10 units	41J	
	On	--	5	3SU1900-0AD16-0DJ0		100	10 units	41J	
	Off	--	5	3SU1900-0AD16-0DK0		100	10 units	41J	
	Up	--	5	3SU1900-0AD16-0DL0		100	10 units	41J	
	Down	--	5	3SU1900-0AD16-0DM0		100	10 units	41J	
	Forward	--	5	3SU1900-0AD16-0DN0		100	10 units	41J	
	Reverse	--	5	3SU1900-0AD16-0DP0		100	10 units	41J	
	Right	--	5	3SU1900-0AD16-0DQ0		100	10 units	41J	
	Stop	--	5	3SU1900-0AD16-0DS0		100	10 units	41J	
	Start	--	5	3SU1900-0AD16-0DT0		100	10 units	41J	
	Open	--	5	3SU1900-0AD16-0DW0		100	10 units	41J	
	Close	--	5	3SU1900-0AD16-0DX0		100	10 units	41J	
	Man Auto	--	5	3SU1900-0AD16-0EA0		100	10 units	41J	
	Running	--	5	3SU1900-0AD16-0EB0		100	10 units	41J	
	Fault	--	▶	3SU1900-0AD16-0EC0		100	10 units	41J	
	Inscription in French								
	Black/white (label/lettering)	Marche	--	5	3SU1900-0AD16-0GA0		100	10 units	41J
Arrêt		--	5	3SU1900-0AD16-0GB0		100	10 units	41J	
Droite		--	5	3SU1900-0AD16-0GG0		100	10 units	41J	
Gauche		--	5	3SU1900-0AD16-0GH0		100	10 units	41J	
En Service		--	5	3SU1900-0AD16-0GM0		100	10 units	41J	
Défaut		--	5	3SU1900-0AD16-0GN0		100	10 units	41J	
Sous tension		--	5	3SU1900-0AD16-0GS0		100	10 units	41J	
Manu Auto		--	5	3SU1900-0AD16-0GT0		100	10 units	41J	
Marche Arrêt		--	5	3SU1900-0AD16-0GU0		100	10 units	41J	
Rearmement		--	5	3SU1900-0AD16-0GV0		100	10 units	41J	
With symbol									
Black/white (label/lettering)	O	5008 IEC	5	3SU1900-0AD16-0QA0		100	10 units	41J	
	I	5007 IEC	5	3SU1900-0AD16-0QB0		100	10 units	41J	
	O I	--	5	3SU1900-0AD16-0QG0		100	10 units	41J	
	→	ARROW DIRECTION TO RIGHT 5022 IEC	5	3SU1900-0AD16-0QR0		100	10 units	41J	
	↑	ARROW DIRECTION UP	--	5	3SU1900-0AD16-0QS0		100	10 units	41J

3SU1900-0AD16-0AA0

3SU1900-0AD16-0AC0

3SU1900-0AD16-0DK0





3SU1900-0AD16-0QR0

SIRIUS ACT Pushbuttons and Indicator Lights

Accessories

Labels

Labeling plates







Color	Marking	Symbol No.	SD	Article No.	Price per PU	PU (UNIT, SET, M)	PS*	PG	
Labeling plates 17.5 mm x 27 mm									
For self-inscription									
	Silver/black (label/lettering)	None	--	▶ 3SU1900-0AD81-0AA0		100	10 units	41J	
	With customized inscription								
	Silver/black (label/lettering)	For inscriptions or symbols, see "Options", page 13/125.	10	▶ 3SU1900-0AD81-0AZ0		1	1 unit	41J	
Inscription in German									
	Silver/black (label/lettering)	Ein	--	5	3SU1900-0AD81-0AB0	100	10 units	41J	
		Aus	--	5	3SU1900-0AD81-0AC0	100	10 units	41J	
		Auf	--	5	3SU1900-0AD81-0AD0	100	10 units	41J	
		Ab	--	5	3SU1900-0AD81-0AE0	100	10 units	41J	
		Vor	--	5	3SU1900-0AD81-0AF0	100	10 units	41J	
		Zurück	--	5	3SU1900-0AD81-0AG0	100	10 units	41J	
		Rechts	--	5	3SU1900-0AD81-0AH0	100	10 units	41J	
		Halt	--	5	3SU1900-0AD81-0AK0	100	10 units	41J	
		Zu	--	5	3SU1900-0AD81-0AL0	100	10 units	41J	
		Betrieb	--	▶	3SU1900-0AD81-0AP0	100	10 units	41J	
		Störung	--	5	3SU1900-0AD81-0AQ0	100	10 units	41J	
		Hand Auto	--	5	3SU1900-0AD81-0DB0	100	10 units	41J	
		Hand O Auto	--	5	3SU1900-0AD81-0DD0	100	10 units	41J	
Inscription in English									
	Silver/black (label/lettering)	On	--	5	3SU1900-0AD81-0DJ0	100	10 units	41J	
		Off	--	5	3SU1900-0AD81-0DK0	100	10 units	41J	
		Stop	--	5	3SU1900-0AD81-0DS0	100	10 units	41J	
		Start	--	5	3SU1900-0AD81-0DT0	100	10 units	41J	
		Reset	--	5	3SU1900-0AD81-0DU0	100	10 units	41J	
		Man O	--	5	3SU1900-0AD81-0DY0	100	10 units	41J	
		Auto Fault	--	5	3SU1900-0AD81-0EC0	100	10 units	41J	
	With symbol								
		Silver/black (label/lettering)	O	5008 IEC	5	3SU1900-0AD81-0QA0	100	10 units	41J
		I	5007 IEC	5	3SU1900-0AD81-0QB0	100	10 units	41J	
		O I	--	5	3SU1900-0AD81-0QG0	100	10 units	41J	
		I O II	--	▶	3SU1900-0AD81-0QK0	100	10 units	41J	
		1 O 2	--	5	3SU1900-0AD81-0QL0	100	10 units	41J	
		→ ARROW DIRECTION TO RIGHT	5022 IEC	5	3SU1900-0AD81-0QR0	100	10 units	41J	
		↑ ARROW DIRECTION UP	--	5	3SU1900-0AD81-0QS0	100	10 units	41J	

SIRIUS ACT Pushbuttons and Indicator Lights

Accessories

Labels

Labeling plates

Color	Marking	Symbol No.	SD	Article No.	Price per PU	PU (UNIT, SET, M)	PS*	PG	
Labeling plates 27 mm x 27 mm									
For self-inscription									
	Black/white (label/lettering)	None	--	▶ 3SU1900-0AE16-0AA0		100	10 units	41J	
	Silver/black (label/lettering)	None	--	▶ 3SU1900-0AE81-0AA0		100	10 units	41J	
With customized inscription									
	Black/white (label/lettering)	For inscriptions or symbols, see "Options", page 13/125.	10	▶ 3SU1900-0AE16-0AZ0		1	1 unit	41J	
	Silver/black (label/lettering)		10	▶ 3SU1900-0AE81-0AZ0		1	1 unit	41J	
3SU1900-0AE16-0AA0									
3SU1900-0AE81-0AA0									
Inscription in German									
	Black/white (label/lettering)	Ein	--	5	▶ 3SU1900-0AE16-0AB0	100	10 units	41J	
		Aus	--	5	▶ 3SU1900-0AE16-0AC0	100	10 units	41J	
		Auf	--	5	▶ 3SU1900-0AE16-0AD0	100	10 units	41J	
		Ab	--	5	▶ 3SU1900-0AE16-0AE0	100	10 units	41J	
		Vor	--	5	▶ 3SU1900-0AE16-0AF0	100	10 units	41J	
		Zurück	--	5	▶ 3SU1900-0AE16-0AG0	100	10 units	41J	
		Rechts	--	5	▶ 3SU1900-0AE16-0AH0	100	10 units	41J	
		Links	--	5	▶ 3SU1900-0AE16-0AJ0	100	10 units	41J	
		Halt	--	5	▶ 3SU1900-0AE16-0AK0	100	10 units	41J	
		Zu	--	5	▶ 3SU1900-0AE16-0AL0	100	10 units	41J	
		Betrieb	--	5	▶ 3SU1900-0AE16-0AP0	100	10 units	41J	
		Störung	--	5	▶ 3SU1900-0AE16-0AQ0	100	10 units	41J	
		Hand Auto	--	5	▶ 3SU1900-0AE16-0DB0	100	10 units	41J	
3SU1900-0AE16-0AD0									
Inscription in English									
	Black/white (label/lettering)	On	--	5	▶ 3SU1900-0AE16-0DJ0	100	10 units	41J	
		Off	--	5	▶ 3SU1900-0AE16-0DK0	100	10 units	41J	
		Up	--	5	▶ 3SU1900-0AE16-0DL0	100	10 units	41J	
		Down	--	5	▶ 3SU1900-0AE16-0DM0	100	10 units	41J	
		Forward	--	5	▶ 3SU1900-0AE16-0DN0	100	10 units	41J	
		Reverse	--	5	▶ 3SU1900-0AE16-0DP0	100	10 units	41J	
		Stop	--	5	▶ 3SU1900-0AE16-0DS0	100	10 units	41J	
		Start	--	5	▶ 3SU1900-0AE16-0DT0	100	10 units	41J	
		EMERGENCY STOP	--	5	▶ 3SU1900-0AE16-0DA0	100	10 units	41J	
		Stop Start	--	5	▶ 3SU1900-0AE16-0DC0	100	10 units	41J	
	3SU1900-0AE16-0DK0								
	Inscription in French								
		Black/white (label/lettering)	Marche	--	5	▶ 3SU1900-0AE16-0GA0	100	10 units	41J
		Arrêt	--	5	▶ 3SU1900-0AE16-0GB0	100	10 units	41J	
		Montée	--	5	▶ 3SU1900-0AE16-0GC0	100	10 units	41J	
		Descente	--	5	▶ 3SU1900-0AE16-0GD0	100	10 units	41J	
		En Service	--	5	▶ 3SU1900-0AE16-0GM0	100	10 units	41J	
		Défaut	--	5	▶ 3SU1900-0AE16-0GN0	100	10 units	41J	
		Sous tension	--	5	▶ 3SU1900-0AE16-0GS0	100	10 units	41J	
		Manu Auto	--	5	▶ 3SU1900-0AE16-0GT0	100	10 units	41J	
		Marche Arrêt	--	5	▶ 3SU1900-0AE16-0GU0	100	10 units	41J	
3SU1900-0AE16-0GB0									
With symbol									
	Black/white (label/lettering)	O I	--	5	▶ 3SU1900-0AE16-0QG0	100	10 units	41J	
		→ ARROW DIRECTION TO RIGHT	5022 IEC	5	▶ 3SU1900-0AE16-0QR0	100	10 units	41J	
3SU1900-0AE16-0QG0									

Options

Customized inscriptions

The labels can be inscribed with text and symbols not listed in the ordering data.

The default typeface used for inscriptions with text is Arial and the text is centered.

Up to 11 characters per line are possible.

Font height

Label size 12.5 mm × 27 mm, max. 3 lines:

Font height	1-line	4 mm
	2-line	3 mm
	3-line	1.75 mm

Label size 17.5 mm × 27 mm, max. 3 lines:

Font height	1- to 2-line	4 mm
	3-line	3 mm

Label size 27 mm × 27 mm, max. 5 lines:

Font height	1- to 3-line	4 mm
	4-line	3.5 mm
	5-line	3 mm

Examples for customized inscription



Two-line inscription in upper/lower case lettering (Q0Y)



Single-line inscription in upper case lettering (Q1Y)



Three-line inscription in lower case letters (Q2Y)



Symbol number 5011 according to IEC 60417 (Q3Y)



Any symbol according to order form supplement (Q9Y)

Ordering notes

Append the following order codes to the article number:

- **Q0Y:** Text line(s) in upper/lower case, always upper case for beginning of line, e.g. Z1=Lift Z2=Lower
- **Q1Y:** Text line(s) in upper case, e.g. Z1=LIFT Z2=LOWER
- **Q2Y:** Text line(s) in lower case, e.g. Z1=lift off Z2=lower off
- **Q5Y:** Text line(s) in upper/lower case, all words begin with upper case letters, e.g. Z1=Lift Off Z2=Lower Off
- **Q3Y:** Symbol with number according to ISO 7000 or IEC 60417
- **Q9Y:** Inscription of choice, text or symbol, can only be ordered via SIRIUS ACT Configurator with a Configuration Identification Number (CIN)

When ordering, specify the required inscription in plain text without spaces, in addition to the article number and order code.

In the case of multi-line inscriptions, the text must be assigned to the respective line, e.g. Z1=LIFT Z2=LOWER; see [ordering example 1](#).

Symbols can also be ordered with numbers according to ISO 7000 or IEC 60417, (see [ordering examples 2 and 3](#)).

The SIRIUS ACT Configurator must be used to select special inscriptions and symbols (order code Q9Y). In this case a CIN (Configuration Identification Number) is generated for placement of future orders. It is then possible to place an order directly using the CIN and the SIRIUS ACT Configurator (Mall shopping cart) or via the standard ordering channels.

Standard ordering channels:

- Configurator: www.siemens.com/sirius-act/configurator
- Electronic Catalog CA 01 on DVD
- Industry Mall: www.siemens.com/industrymall

Ordering example 1

A label with 2 lines of text is required:

3SU1900-0AC16-0AZ0
Q1Y
 Z1=LIFT
 Z2=LOWER

Ordering example 2

A label inscribed with symbol No. 5011 according to IEC 60417 is required:

3SU1900-0AC16-0AZ0
Q3Y
 Z=5011 IEC

Ordering example 3

A label inscribed with symbol No. 1118 according to ISO 7000 is required:

3SU1900-0AC16-0AZ0
Q3Y
 Z=1118 ISO

SIRIUS ACT Pushbuttons and Indicator Lights

Accessories

Labels

Labeling plates for enclosures

Overview

The labeling plates in size 22 mm x 22 mm can be attached to enclosures with cutouts for labels. There are versions in black with white print or silver-colored with black print.

Inscription

The inscription is in upper/lower case, all words begin with upper case letters. Graphic symbols, including those not listed in the catalog, are according to ISO 7000 or IEC 60417.

For customized inscriptions, see "Options", page 13/129.

Selection and ordering data

Color	Marking	Symbol No.	SD	Article No.	Price per PU	PU (UNIT, SET, M)	PS*	PG
Labeling plates 22 mm x 22 mm								
For self-inscription								
Black/white (label/lettering)	None	--	▶	3SU1900-0AF16-0AA0		100	10 units	41J
With customized inscription								
Black/white (label/lettering)	For inscriptions or symbols, see "Options", page 13/129.		10	3SU1900-0AF16-0AZ0		1	1 unit	41J
Inscription in German								
Black/white (label/lettering)	Ein	--	5	3SU1900-0AF16-0AB0		1	10 units	41J
	Aus	--	5	3SU1900-0AF16-0AC0		1	10 units	41J
	Auf	--	5	3SU1900-0AF16-0AD0		1	10 units	41J
	Ab	--	5	3SU1900-0AF16-0AE0		1	10 units	41J
	Vor	--	5	3SU1900-0AF16-0AF0		1	10 units	41J
	Zurück	--	5	3SU1900-0AF16-0AG0		1	10 units	41J
	Rechts	--	5	3SU1900-0AF16-0AH0		1	10 units	41J
	Links	--	5	3SU1900-0AF16-0AJ0		1	10 units	41J
	Halt	--	5	3SU1900-0AF16-0AK0		1	10 units	41J
	Zu	--	5	3SU1900-0AF16-0AL0		1	10 units	41J
	Schnell	--	5	3SU1900-0AF16-0AM0		1	10 units	41J
	Langsam	--	5	3SU1900-0AF16-0AN0		1	10 units	41J
	Betrieb	--	5	3SU1900-0AF16-0AP0		1	10 units	41J
	Störung	--	5	3SU1900-0AF16-0AQ0		1	10 units	41J
	Einrichten	--	5	3SU1900-0AF16-0AR0		1	10 units	41J
	NOT AUS	--	5	3SU1900-0AF16-0AS0		1	10 units	41J
Inscription in English								
Black/white (label/lettering)	On	--	5	3SU1900-0AF16-0DJ0		1	10 units	41J
	Off	--	5	3SU1900-0AF16-0DK0		1	10 units	41J
	Up	--	5	3SU1900-0AF16-0DL0		1	10 units	41J
	Down	--	5	3SU1900-0AF16-0DM0		1	10 units	41J
	Forward	--	5	3SU1900-0AF16-0DN0		1	10 units	41J
	Right	--	5	3SU1900-0AF16-0DQ0		1	10 units	41J
	Left	--	5	3SU1900-0AF16-0DR0		1	10 units	41J
	Stop	--	5	3SU1900-0AF16-0DS0		1	10 units	41J
	Start	--	5	3SU1900-0AF16-0DT0		1	10 units	41J
	Reset	--	5	3SU1900-0AF16-0DU0		1	10 units	41J
	Test	--	5	3SU1900-0AF16-0DV0		1	10 units	41J
	Open	--	5	3SU1900-0AF16-0DW0		1	10 units	41J
	Close	--	5	3SU1900-0AF16-0DX0		1	10 units	41J
	Running	--	5	3SU1900-0AF16-0EB0		1	10 units	41J
	Fault	--	5	3SU1900-0AF16-0EC0		1	10 units	41J
	Fast	--	5	3SU1900-0AF16-0EE0		1	10 units	41J
	Slow	--	5	3SU1900-0AF16-0EF0		1	10 units	41J
	EMERGENCY STOP	--	5	3SU1900-0AF16-0DA0		1	10 units	41J

3SU1900-0AF16-0AA0

3SU1900-0AF16-0AB0

3SU1900-0AF16-0AP0

3SU1900-0AF16-0DM0

3SU1900-0AF16-0EC0

SIRIUS ACT Pushbuttons and Indicator Lights

Accessories

Labels

Labeling plates for enclosures

Color	Marking	Symbol No.	SD	Article No.	Price per PU	PU (UNIT, SET, M)	PS*	PG
-------	---------	------------	----	-------------	--------------	-------------------	-----	----

Labeling plates 22 mm x 22 mm

Inscription in French



3SU1900-0AF16-0GA0



3SU1900-0AF16-0GB0

Black/white (label/lettering)	Marche	--	5	3SU1900-0AF16-0GA0		1	10 units	41J
	Arrêt	--	5	3SU1900-0AF16-0GB0		1	10 units	41J
	Montée	--	5	3SU1900-0AF16-0GC0		1	10 units	41J
	Descente	--	5	3SU1900-0AF16-0GD0		1	10 units	41J
	Retour	--	5	3SU1900-0AF16-0GF0		1	10 units	41J
	Droite	--	5	3SU1900-0AF16-0GG0		1	10 units	41J
	Gauche	--	5	3SU1900-0AF16-0GH0		1	10 units	41J
	Ouvert	--	5	3SU1900-0AF16-0GJ0		1	10 units	41J
	Fermé	--	5	3SU1900-0AF16-0GK0		1	10 units	41J
	Rapide	--	5	3SU1900-0AF16-0GL0		1	10 units	41J
	En Service	--	5	3SU1900-0AF16-0GM0		1	10 units	41J
	Défaut	--	5	3SU1900-0AF16-0GN0		1	10 units	41J
	Sous tension	--	5	3SU1900-0AF16-0GS0		1	10 units	41J
	Manu Auto	--	5	3SU1900-0AF16-0GT0		1	10 units	41J
	Marche Arrêt	--	5	3SU1900-0AF16-0GU0		1	10 units	41J
	Rearmement	--	5	3SU1900-0AF16-0GV0		1	10 units	41J
	Lent	--	5	3SU1900-0AF16-0GW0		1	10 units	41J
	Arrêt d'urgence	--	5	3SU1900-0AF16-0GQ0		1	10 units	41J

With symbol (ON/OFF)



3SU1900-0AF16-0QQ0

Black/white (label/lettering)	O	5008 IEC	5	3SU1900-0AF16-0QA0		1	10 units	41J
	I	5007 IEC	5	3SU1900-0AF16-0QB0		1	10 units	41J
	II	--	5	3SU1900-0AF16-0QC0		1	10 units	41J
	III	--	5	3SU1900-0AF16-0QD0		1	10 units	41J
	O I	--	5	3SU1900-0AF16-0QG0		1	10 units	41J
	I O II	--	5	3SU1900-0AF16-0QK0		1	10 units	41J
	I	--	5	3SU1900-0AF16-0QP0		1	10 units	41J
	O							
	(below each other)							
	II	--	5	3SU1900-0AF16-0QQ0		1	10 units	41J
	O							
	I							
	(below each other)							

With symbol (graphic)



3SU1900-0AF16-0RW0

Black/white (label/lettering)	→	ARROW DIRECTION TO RIGHT	5022 IEC	5	3SU1900-0AF16-0QR0		1	10 units	41J
		PUMP	0134 ISO	5	3SU1900-0AF16-0RD0		1	10 units	41J
		FAN	--	5	3SU1900-0AF16-0RV0		1	10 units	41J
		COOLING	--	5	3SU1900-0AF16-0RW0		1	10 units	41J
		ILLUMINATION	--	5	3SU1900-0AF16-0RX0		1	10 units	41J
		MOTOR	--	5	3SU1900-0AF16-0RY0		1	10 units	41J

SIRIUS ACT Pushbuttons and Indicator Lights

Accessories

Labels

Labeling plates for enclosures

Color	Marking	Symbol No.	SD	Article No.	Price per PU	PU (UNIT, SET, M)	PS*	PG	
Labeling plates 22 mm x 22 mm									
For self-inscription									
Silver/black (label/lettering)	None	--	▶	3SU1900-0AF81-0AA0		100	10 units	41J	
With customized inscription									
Silver/black (label/lettering)	For inscriptions or symbols, see "Options", page 13/129.		10	3SU1900-0AF81-0AZ0		1	1 unit	41J	
Inscription in German									
Silver/black (label/lettering)	Ein	--	5	3SU1900-0AF81-0AB0		1	10 units	41J	
	Aus	--	5	3SU1900-0AF81-0AC0		1	10 units	41J	
	Auf	--	5	3SU1900-0AF81-0AD0		1	10 units	41J	
	Ab	--	5	3SU1900-0AF81-0AE0		1	10 units	41J	
	Vor	--	5	3SU1900-0AF81-0AF0		1	10 units	41J	
	Zurück	--	5	3SU1900-0AF81-0AG0		1	10 units	41J	
	Rechts	--	5	3SU1900-0AF81-0AH0		1	10 units	41J	
	Links	--	5	3SU1900-0AF81-0AJ0		1	10 units	41J	
	Halt	--	5	3SU1900-0AF81-0AK0		1	10 units	41J	
	Zu	--	5	3SU1900-0AF81-0AL0		1	10 units	41J	
	Schnell	--	5	3SU1900-0AF81-0AM0		1	10 units	41J	
	Langsam	--	5	3SU1900-0AF81-0AN0		1	10 units	41J	
	Silver/black (label/lettering)	Betrieb	--	5	3SU1900-0AF81-0AP0		1	10 units	41J
Störung		--	5	3SU1900-0AF81-0AQ0		1	10 units	41J	
Einrichten		--	5	3SU1900-0AF81-0AR0		1	10 units	41J	
NOT AUS		--	5	3SU1900-0AF81-0AS0		1	10 units	41J	
NOT-HALT		--	5	3SU1900-0AF81-0AT0		1	10 units	41J	
Hand O Auto		--	5	3SU1900-0AF81-0DD0		1	10 units	41J	
Inscription in English									
Silver/black (label/lettering)		Stop	--	5	3SU1900-0AF81-0DS0		1	10 units	41J
	Start	--	5	3SU1900-0AF81-0DT0		1	10 units	41J	
	Reset	--	5	3SU1900-0AF81-0DU0		1	10 units	41J	
	Test	--	5	3SU1900-0AF81-0DV0		1	10 units	41J	
	Open	--	5	3SU1900-0AF81-0DW0		1	10 units	41J	
With symbol (ON/OFF)									
Silver/black (label/lettering)	O	5008 IEC	5	3SU1900-0AF81-0QA0		1	10 units	41J	
	I	5007 IEC	5	3SU1900-0AF81-0QB0		1	10 units	41J	
	II	--	5	3SU1900-0AF81-0QC0		1	10 units	41J	
	III	--	5	3SU1900-0AF81-0QD0		1	10 units	41J	
	O I	--	5	3SU1900-0AF81-0QG0		1	10 units	41J	
	I O II	--	5	3SU1900-0AF81-0QK0		1	10 units	41J	
	I	--	5	3SU1900-0AF81-0QP0		1	10 units	41J	
	O (below each other)	--	5	3SU1900-0AF81-0QQ0		1	10 units	41J	
	II	--	5	3SU1900-0AF81-0QR0		1	10 units	41J	
	O I (below each other)	--	5	3SU1900-0AF81-0QS0		1	10 units	41J	
With symbol (graphic)									
Silver/black (label/lettering)	→ ARROW DIRECTION TO RIGHT	5022 IEC	5	3SU1900-0AF81-0QR0		1	10 units	41J	

Options

Customized inscriptions

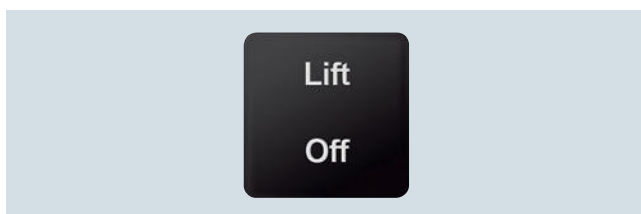
The labels can be inscribed with texts and symbols not listed in the ordering data.

The default typeface used for inscriptions with text is Arial and the text is centered.

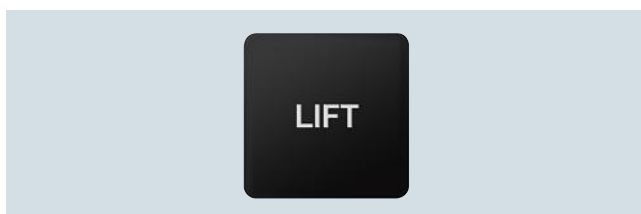
The font height is 4 mm (1- and 2-line) and 3.5 mm (3-line).

Up to 8 characters per line are possible.

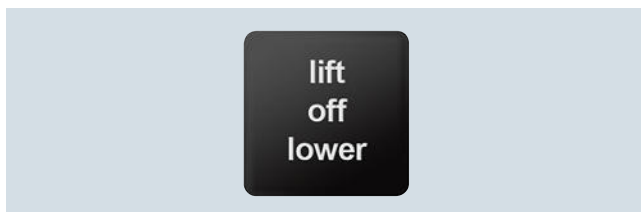
Examples for customized inscription



Two-line inscription in upper/lower case lettering (Q0Y)




Single-line inscription in upper case lettering (Q1Y)



Backing plate for enclosures, customized inscription (Q2Y)



Symbol number 5011 according to IEC 60417 (Q3Y)



Any symbol according to order form supplement (Q9Y)

Ordering notes

Append the following order codes to the article number:

- **Q0Y:** Text line(s) in upper/lower case, always upper case for beginning of line, e.g. Z1=Lift Z2=Lower
- **Q1Y:** Text line(s) in upper case, e.g. Z1=LIFT Z2=LOWER
- **Q2Y:** Text line(s) in lower case, e.g. Z1=lift off Z2=lower off
- **Q5Y:** Text line(s) in upper/lower case, all words begin with upper case letters, e.g. Z1=Lift Off Z2=Lower Off
- **Q3Y:** Symbol with number according to ISO 7000 or IEC 60417
- **Q9Y:** Inscription of choice, text or symbol, can only be ordered via SIRIUS ACT Configurator with a Configuration Identification Number (CIN)

When ordering, specify the required inscription in plain text without spaces, in addition to the article number and order code.

In the case of multi-line inscriptions, the text must be assigned to the respective line, e.g. Z1=LIFT Z2=LOWER; see [ordering example 1](#).

Symbols can also be ordered with numbers according to ISO 7000 or IEC 60417 (see [ordering examples 2 and 3](#)).

The SIRIUS ACT Configurator must be used to select special inscriptions and symbols (order code Q9Y). In this case a CIN (Configuration Identification Number) is generated for placement of future orders. It is then possible to place an order directly using the CIN and the SIRIUS ACT Configurator (Mall shopping cart) or via the standard ordering channels.

Standard ordering channels:

- Configurator: www.siemens.com/sirius-act/configurator
- [Electronic Catalog CA 01 on DVD](#)
- Industry Mall: www.siemens.com/industrymall

Ordering example 1

A label with 2 lines of text is required:

3SU1900-0AF16-0AZ0

Q1Y

Z1=LIFT

Z2=LOWER

Ordering example 2

A label inscribed with symbol No. 5011 according to IEC 60417 is required:

3SU1900-0AF16-0AZ0

Q3Y

Z=5011 IEC

Ordering example 3

A label inscribed with symbol No. 1118 according to ISO 7000 is required:

3SU1900-0AF16-0AZ0

Q3Y

Z=1118 ISO

SIRIUS ACT Pushbuttons and Indicator Lights

Accessories

Labels

Labels for laser printers

Overview

Label inscriptions



Using the *Label Designer* software, which can be downloaded from the Internet, and the labeling plates for laser inscription you can create your own customized labels with a standard laser printer. The self-adhesive or snap-on labels can be stuck or snapped onto the corresponding label holders. Round labels are provided for inserting in illuminated pushbuttons and switches.

The labels are suitable for inscription with one to three lines of text or symbols.

For applications with more exacting requirements we recommend factory-printed labeling plates and insert labels (laser-printed or engraved depending on the type).

For the *Label Designer* software, see www.siemens.com/sirius-label-designer.

Selection and ordering data

	Fastening method	Height mm	Width mm	SD d	Article No.	Price per PU	PU (UNIT, SET, M)	PS*	PG
Labels for printing - insert labels									
	Insert	--	--	3	3SU1900-0BH60-0AA0		100 490 units		41J
3SU1900-0BH60-0AA0									
Labels for printing - labeling plates									
	Self-adhesive	12.5 17.5 27 22	27.5 27 27 22	▶ ▶ ▶ ▶	3SU1900-0BJ61-0AA0 3SU1900-0BK61-0AA0 3SU1900-0BL61-0AA0 3SU1900-0BM61-0AA0		100 480 units 100 720 units 100 480 units 100 700 units		41J 41J 41J 41J
3SU1900-0BJ61-0AA0									








SIRIUS ACT Pushbuttons and Indicator Lights

Accessories

Labels

Other labels

Selection and ordering data

	Color	Fastening method	Outer diameter	Marking	SD	Article No.	Price per PU	PU (UNIT, SET, M)	PS*	PG																								
			mm		d																													
EMERGENCY STOP backing plates																																		
	Yellow/black (label/lettering)	None	45	None	▶	3SU1900-0BA31-0AA0		1	10 units	41J																								
			60	NOT-HALT, EMERGENCY STOP, ARRÊT D'URGENCE, EMERGENZA (de, en, fr, it)	5	3SU1900-0BN31-0NC0		1	10 units	41J																								
	None	None	75	None	▶	3SU1900-0BB31-0AA0		1	10 units	41J																								
				NOT-AUS	3	3SU1900-0BB31-0AS0		1	10 units	41J																								
				NOT-HALT	3	3SU1900-0BB31-0AT0		1	10 units	41J																								
	EMERGENCY STOP	5	3SU1900-0BB31-0DA0		1	10 units	41J																											
With customized inscription																																		
3SU1900-0BB31-0AT0	Yellow/black (label/lettering)	None	45	For inscriptions or symbols, see "Options", page 13/132.	10	3SU1900-0BA31-0AZ0		1	1 unit	41J																								
			75		10	3SU1900-0BB31-0AZ0		1	1 unit	41J																								
EMERGENCY STOP backing plates, illuminated (6 to 24 V AC/DC) NEW																																		
	Yellow/black (label/lettering)	Self-adhesive	60	None	5	3SU1901-0BD31-0AA0		1	1 unit	41J																								
				NOT-AUS	5	3SU1901-0BD31-0AS0		1	1 unit	41J																								
				NOT-HALT	5	3SU1901-0BD31-0AT0		1	1 unit	41J																								
				EMERGENCY STOP	5	3SU1901-0BD31-0DA0		1	1 unit	41J																								
				NOT-HALT, EMERGENCY STOP, EMERGENZA, EMERGENCIA (de, en, it, sp)	5	3SU1901-0BD31-0NB0		1	1 unit	41J																								
With customized inscription																																		
3SU1901-0BD31-0AA0	Yellow/black (label/lettering)	None	75	For inscriptions or symbols, see "Options", page 13/132.	10	3SU1901-0BD31-0AZ0		1	1 unit	41J																								
EMERGENCY STOP backing plates																																		
	Yellow/black (label/lettering)	Self-adhesive	75	None	▶	3SU1900-0BC31-0AA0		1	10 units	41J																								
				NOT-AUS	3	3SU1900-0BC31-0AS0		1	10 units	41J																								
				NOT-HALT	▶	3SU1900-0BC31-0AT0		1	10 units	41J																								
				EMERGENCY STOP	▶	3SU1900-0BC31-0DA0		1	10 units	41J																								
				ARRÊT D'URGENCE	3	3SU1900-0BC31-0GQ0		1	10 units	41J																								
				EMERGENZA	3	3SU1900-0BC31-0JA0		1	10 units	41J																								
				Nodstop	5	3SU1900-0BC31-0LA0		1	10 units	41J																								
				EMERGENCY STOP in Chinese	5	3SU1900-0BC31-0MA0		1	10 units	41J																								
				NOT-HALT, EMERGENCY STOP, EMERGENZA, EMERGENCIA (de, en, it, sp)	▶	3SU1900-0BC31-0NB0		1	10 units	41J																								
				With customized inscription																														
	Yellow/black (label/lettering)	Self-adhesive	75	For inscriptions or symbols, see "Options", page 13/132.	10	3SU1900-0BC31-0AZ0		1	1 unit	41J																								
Labeling plates for potentiometers																																		
	Black/white (label/lettering)	None	40	--	▶	3SU1900-0BG16-0AA0		1	10 units	41J																								
				SYMBOL: 0 ... 9	▶	3SU1900-0BG16-0RT0		1	10 units	41J																								
				SYMBOL: 0 ... 10	3	3SU1900-0BG16-0SA0		1	10 units	41J																								
				SYMBOL: Power up	▶	3SU1900-0BG16-0RU0		1	10 units	41J																								
3SU1900-0BG16-0RU0																																		
<table border="1"> <thead> <tr> <th></th> <th>Color</th> <th>Label fastening method</th> <th>Height</th> <th>Width</th> <th>Marking</th> <th>SD</th> <th>Article No.</th> <th>Price per PU</th> <th>PU (UNIT, SET, M)</th> <th>PS*</th> <th>PG</th> </tr> <tr> <td></td> <td></td> <td></td> <td>mm</td> <td>mm</td> <td></td> <td>d</td> <td></td> <td></td> <td></td> <td></td> <td></td> </tr> </thead> </table>												Color	Label fastening method	Height	Width	Marking	SD	Article No.	Price per PU	PU (UNIT, SET, M)	PS*	PG				mm	mm		d					
	Color	Label fastening method	Height	Width	Marking	SD	Article No.	Price per PU	PU (UNIT, SET, M)	PS*	PG																							
			mm	mm		d																												
Labeling plates for enclosures with EMERGENCY STOP																																		
	Yellow/black (label/lettering)	Self-adhesive	38	150	None	▶	3SU1900-0BE31-0AA0		1	10 units	41J																							
					NOT-AUS	3	3SU1900-0BE31-0AS0		1	10 units	41J																							
					NOT-HALT	3	3SU1900-0BE31-0AT0		1	10 units	41J																							
3SU1900-0BE31-0AS0																																		
Labeling plates for enclosures with EMERGENCY STOP with recess																																		
	Yellow/black (label/lettering)	Self-adhesive	38	150	None	3	3SU1900-0BF31-0AA0		1	10 units	41J																							
3SU1900-0BF31-0AA0																																		
Device labeling plates for modules with front-plate mounting																																		
	White/black (label/lettering)	Insert	9.5	10.5	None	5	3SU1900-0AY61-0AA0		100	10 units	41J																							
3SU1900-0AY61-0AA0																																		

* You can order this quantity or a multiple thereof. Illustrations are approximate

SIRIUS ACT Pushbuttons and Indicator Lights

Accessories

Labels

Other labels

Options

Customized inscriptions

The labels can be inscribed with text and symbols not listed in the ordering data.

The EMERGENCY STOP backing plates can be divided into as many as four radial segments. Each segment can be custom-labeled.

The default typeface used for inscriptions with text is Arial and the text is centered.

EMERGENCY STOP backing plate 75 mm:

The font height is 5 mm.

With two radial segments up to 20 characters are permissible.
With four radial segments up to 10 characters are permissible.

EMERGENCY STOP backing plate 60 mm:

The font height is 4 mm.

With two radial segments up to 16 characters are permissible.
With four radial segments up to 8 characters are permissible.

EMERGENCY STOP backing plate 45 mm:

The font height is 4 mm.

With two radial segments up to 10 characters are permissible.

Ordering notes

Append the following order codes to the article number:

- **Q0Y:** Segment(s) in upper/lower case, always upper case for beginning of segment, e.g. Z1=Not halt Z2=Emergency stop
- **Q1Y:** Segment(s) in upper case, e.g. Z1=NOT HALT Z2=EMERGENCY STOP
- **Q2Y:** Segment(s) in lower case, e.g. Z1=not halt Z2=emergency stop
- **Q5Y:** Segment(s) in upper/lower case, all words begin with upper case letters, e.g. Z1=Not Halt Z2=Emergency Stop
- **Q3Y:** Symbol with number according to ISO 7000 or IEC 60417
- **Q9Y:** Inscription of choice, text or symbol, can only be ordered via SIRIUS ACT Configurator with a Configuration Identification Number (CIN)

When ordering, specify the required inscription in plain text without spaces, in addition to the article number and order code.

The SIRIUS ACT Configurator must be used to select special inscriptions and symbols (order code Q9Y). In this case a CIN (Configuration Identification Number) is generated for placement of future orders. It is then possible to place an order directly using the CIN and the SIRIUS ACT Configurator (Mall shopping cart) or via the standard ordering channels.

Standard ordering channels:

- Configurator: www.siemens.com/sirius-act/configurator
- Electronic Catalog CA 01 on DVD
- Industry Mall: www.siemens.com/industrymall

With ordering options Q0Y, Q1Y, Q2Y, Q3Y and Q5Y a single-line inscription of two or four radial segments can be implemented. The text or symbol must be assigned to the respective radial segments as follows:

Ordering example 1, two radial segments

An EMERGENCY STOP backing plate, diameter 75 mm, with two radial segments is required



3SU1900-0BB31-0AZ0

Q1Y

Z1=NOT
Z2=HALT

Ordering example 2, four radial segments

An EMERGENCY STOP backing plate, diameter 75 mm, with four radial segments is required



3SU1900-0BB31-0AZ0

Q1Y

Z1=E-STOP
Z2=EMERGENCIA
Z3=NOT-HALT
Z4=EMERGENZA







SIRIUS ACT Pushbuttons and Indicator Lights Accessories

Protection / access protection

Overview

- Protection and access protection are for actuators and indicators with diameter 22 mm.
- The protective collars cannot be used in conjunction with label holders or single frames.

Selection and ordering data

Product designation Product version	Material	Color	SD	Article No.	Price per PU	PU (UNIT, SET, M)	PS*	PG
Protective caps								
 3SU1900-0DA10-0AA0	Plastic	Black	3	3SU1900-0DA10-0AA0		1	1 unit	41J
		Clear	3	3SU1900-0DA70-0AA0		1	1 unit	41J
 3SU1900-0EL70-0AA0	Plastic	Black	3	3SU1900-0EL10-0AA0		1	1 unit	41J
		Clear	3	3SU1900-0EL70-0AA0		1	1 unit	41J
 3SU1900-0DB70-0AA0	Plastic	Clear	▶	3SU1900-0DB70-0AA0		1	1 unit	41J
		Clear	▶	3SU1900-0ED70-0AA0		1	1 unit	41J
 3SU1900-0DC70-0AA0	Plastic	Clear	▶	3SU1900-0DC70-0AA0		1	1 unit	41J
		Clear	▶	3SU1900-0EE70-0AA0		1	1 unit	41J
 3SU1900-0DD70-0AA0	Plastic	Clear	3	3SU1900-0DD70-0AA0		1	1 unit	41J
		Clear	▶	3SU1900-0EF70-0AA0		1	1 unit	41J
 3SU1900-0DE70-0AA0	Plastic	Clear	5	3SU1900-0DE70-0AA0		1	1 unit	41J
		Clear	▶	3SU1900-0EG70-0AA0		1	1 unit	41J

SIRIUS ACT Pushbuttons and Indicator Lights

Accessories

Protection / access protection

Product designation Product version	Material	Color	SD	Article No.	Price per PU	PU (UNIT, SET, M)	PS*	PG
Protective caps								
 3SU1900-0DF70-0AA0	Plastic	Clear	5	3SU1900-0DF70-0AA0		1	1 unit	41J
 3SU1900-0DG70-0AA0	Plastic	Clear	▶	3SU1900-0DG70-0AA0		1	1 unit	41J
 3SU1900-0DH70-0AA0	Plastic	Clear	▶	3SU1900-0DH70-0AA0		1	1 unit	41J
 3SU1900-0EK70-0AA0	Plastic	Clear	▶	3SU1900-0EK70-0AA0		1	1 unit	41J
 3SU1900-0EB10-0AA0	Plastic	Clear	▶	3SU1900-0EB10-0AA0		1	1 unit	41J
 3SU1900-0EM70-0AA0	Plastic	Clear NEW	5	3SU1900-0EM70-0AA0		1	1 unit	41J
Protective collars								
 3SU1900-0DJ10-0AA0	Plastic	Black	5	3SU1900-0DJ10-0AA0		1	1 unit	41J
 3SU1900-0DW10-0AA0	Plastic	Black	3	3SU1900-0DW10-0AA0		1	1 unit	41J

SIRIUS ACT Pushbuttons and Indicator Lights Accessories


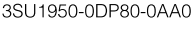






Protection / access protection

Product designation Product version	Material	Color	SD	Article No.	Price per PU	PU (UNIT, SET, M)	PS*	PG
Protective collars								
 3SU1950-0DK80-0AA0	Metal	Silver	5	3SU1950-0DK80-0AA0		1	1 unit	41J
360° protective collars for pushbuttons, visibility from the side								
 3SU1950-0DL80-0AA0	Metal	Silver	5	3SU1950-0DL80-0AA0		1	1 unit	41J
360° protective collars for mushroom pushbuttons 40 mm, visibility from the side								
 3SU1900-0DY30-0AA0	Plastic	Yellow Silver	▶ ▶	3SU1900-0DY30-0AA0 3SU1900-0DY80-0AA0		1 1	1 unit 1 unit	41J 41J
Protective collars for EMERGENCY STOP mushroom pushbuttons without lock or with RONIS lock								
 3SU1950-0DX30-0AA0	Metal	Yellow Silver	3 5	3SU1950-0DX30-0AA0 3SU1950-0DX80-0AA0		1 1	1 unit 1 unit	41J 41J
Protective collars for EMERGENCY STOP mushroom pushbuttons 40 mm for 5 padlocks								
 3SU1950-0DX30-0AA0	Plastic	Yellow	NEW 3	3SU1900-0EX30-0AA0		1	1 unit	41J
60 mm for 5 padlocks								
 3SU1900-0EA30-0AA0	Plastic	Yellow	5	3SU1900-0EA30-0AA0		1	1 unit	41J
360° protective collar								
 3SU1900-0EC10-0AA0	Plastic	Black	▶	3SU1900-0EC10-0AA0		1	1 unit	41J
Protection for sensor switches								

SIRIUS ACT Pushbuttons and Indicator Lights

Accessories

Protection / access protection



Product version	Material	Color	SD	Article No.	Price per PU	PU (UNIT, SET, M)	PS*	PG
Locking devices								
	Metal	Silver	5	3SU1950-0DM80-0AA0		1	1 unit	41J
	Metal	Silver	5	3SU1950-0DN80-0AA0		1	1 unit	41J
	Metal	Silver	5	3SU1950-0DP80-0AA0		1	1 unit	41J
	Metal	Silver	5	3SU1950-0DQ80-0AA0		1	1 unit	41J
	Metal	Silver	5	3SU1950-0DR80-0AA0		1	1 unit	41J
	Metal	Silver	5	3SU1950-0DS80-0AA0		1	1 unit	41J
	Metal	Silver	5	3SU1950-0DT80-0AA0		1	1 unit	41J
	Metal	Silver	5	3SU1950-0DU80-0AA0		1	1 unit	41J
	Metal	Silver	5	3SU1950-0DV80-0AA0		1	1 unit	41J

SIRIUS ACT Pushbuttons and Indicator Lights

Accessories





Actuators

Selection and ordering data

Material	Mounting diameter	Color	SD	Article No.	Price per PU	PU (UNIT, SET, M)	PS*	PG
	mm		d					
Sealing plugs¹⁾, 22 mm								
	Plastic	22	Black	▶ 3SU1900-0FA10-0AA0		1	1 unit	41J
	Metal, matte	22	Sand gray	▶ 3SU1930-0FA80-0AA0		1	1 unit	41J
	Metal, shiny	22	Silver	▶ 3SU1950-0FA80-0AA0		1	1 unit	41J
	Metal, matte	30	Sand gray	▶ 3SU1960-0FA80-0AA0		1	1 unit	41J


3SU1950-0FA80-0AA0

¹⁾ The sealing plug is mounted with a holder.
Modules might already be mounted on the holder.

Type of product	Outer diameter of the actuating element	Accessory color	Accessory material	SD	Screw terminals	Price per PU	PU (UNIT, SET, M)	PS*	PG
	mm			d	Article No.				
USB port									
	USB 3.0	22	Black	Plastic	3	3SU1900-0GA10-0AA0	1	1 unit	41J
			Sand gray	Metal/plastic	3	3SU1930-0GA80-0AA0	1	1 unit	41J
			Silver	Metal, shiny	3	3SU1950-0GA80-0AA0	1	1 unit	41J
		30	Sand gray	Metal, matte	3	3SU1960-0GA80-0AA0	1	1 unit	41J
									
									
									

3SU1930-0GA80-0AA0

3SU1960-0GA80-0AA0

Type of product	Outer diameter of the actuating element	Accessory color	Accessory material	SD	Screw terminals	Price per PU	PU (UNIT, SET, M)	PS*	PG
	mm			d	Article No.				
RJ45 connection									
	RJ-45 Cat. 6	22	Black	Plastic	3	3SU1900-0GB10-0AA0	1	1 unit	41J
			Sand gray	Metal/plastic	3	3SU1930-0GB80-0AA0	1	1 unit	41J
			Silver	Metal, shiny	3	3SU1950-0GB80-0AA0	1	1 unit	41J
		30	Sand gray	Metal, matte	3	3SU1960-0GB80-0AA0	1	1 unit	41J
									
									
									

3SU1900-0GB10-0AA0





3SU1950-0GB80-0AA0

* You can order this quantity or a multiple thereof.
Illustrations are approximate

SIRIUS ACT Pushbuttons and Indicator Lights

Accessories








Actuators

Material	Color	SD	Article No.	Price per PU	PU (UNIT, SET, M)	PS*	PG	
Buttons, flat¹⁾								
For pushbuttons								
	Plastic	Black	▶ 3SU1900-0FT10-0AA0		100	10 units	41J	
		Red	▶ 3SU1900-0FT20-0AA0		100	10 units	41J	
		Yellow	▶ 3SU1900-0FT30-0AA0		100	10 units	41J	
		Green	▶ 3SU1900-0FT40-0AA0		100	10 units	41J	
		Blue	▶ 3SU1900-0FT50-0AA0		100	10 units	41J	
		White	▶ 3SU1900-0FT60-0AA0		100	10 units	41J	
3SU1900-0FT20-0AA0	For illuminated pushbuttons							
	Plastic	Amber	▶ 3SU1901-0FT00-0AA0		100	10 units	41J	
		Red	▶ 3SU1901-0FT20-0AA0		100	10 units	41J	
		Yellow	▶ 3SU1901-0FT30-0AA0		100	10 units	41J	
		Green	▶ 3SU1901-0FT40-0AA0		100	10 units	41J	
		Blue	▶ 3SU1901-0FT50-0AA0		100	10 units	41J	
		White	▶ 3SU1901-0FT60-0AA0		100	10 units	41J	
		Clear	▶ 3SU1901-0FT70-0AA0		100	10 units	41J	
		3SU1901-0FT30-0AA0	Buttons, raised¹⁾					
For pushbuttons								
	Plastic	Black	5 3SU1900-0FS10-0AA0		1	10 units	41J	
		Red	5 3SU1900-0FS20-0AA0		1	10 units	41J	
		Yellow	5 3SU1900-0FS30-0AA0		1	10 units	41J	
		Green	5 3SU1900-0FS40-0AA0		1	10 units	41J	
3SU1900-0FS30-0AA0	For illuminated pushbuttons							
	Plastic	Red	▶ 3SU1901-0FS20-0AA0		1	10 units	41J	
		Yellow	5 3SU1901-0FS30-0AA0		1	10 units	41J	
		Green	5 3SU1901-0FS40-0AA0		1	10 units	41J	
		Blue	5 3SU1901-0FS50-0AA0		1	10 units	41J	
		Clear	5 3SU1901-0FS70-0AA0		1	10 units	41J	
3SU1901-0FS40-0AA0								

¹⁾ Buttons are not interchangeable between pushbuttons and illuminated pushbuttons with a raised button and those with a flat button (raised front ring, castellated).

SIRIUS ACT Pushbuttons and Indicator Lights Accessories

Actuators

	Material	Key number	Version of RFID coding	Color	SD	Article No.	Price per PU	PU (UNIT, SET, M)	PS*	PG	
RONIS keys											
	Metal	SB30 ¹⁾	--	Silver	▶ 5	3SU1950-0FB80-0AA0		1	1 unit	41J	
		455						1	1 unit	41J	
3SU1950-0FB80-0AA0											
BKS keys											
	Metal	S1 ¹⁾	--	Silver	5	3SU1950-0FD80-0AA0		1	1 unit	41J	
3SU1950-0FD80-0AA0											
O.M.R. keys											
	Metal	73038	--	Blue	3	3SU1950-0FJ50-0AA0		1	1 unit	41J	
		73037		Red	5	3SU1950-0FK20-0AA0		1	1 unit	41J	
		73034		Black	5	3SU1950-0FL10-0AA0		1	1 unit	41J	
		73033		Yellow	5	3SU1950-0FM30-0AA0		1	1 unit	41J	
3SU1950-0FJ50-0AA0											
CES keys											
	Metal	LSG1	--	Silver	5	3SU1950-0FN80-0AA0		1	1 unit	41J	
		SSG10 ¹⁾			▶	3SU1950-0FP80-0AA0		1	1 unit	41J	
		VL5			5	3SU1950-0FQ80-0AA0		1	1 unit	41J	
3SU1950-0FP80-0AA0											
IKON keys											
	Metal	360012K1 ¹⁾	--	Silver	5	3SU1950-0FR80-0AA0		1	1 unit	41J	
3SU1950-0FR80-0AA0											
ID keys ID group individual											
	Plastic	--	Individually coded, programmable several times	White	▶	3SU1900-0FU60-0AA0		1	1 unit	41J	
3SU1900-0FU60-0AA0											
ID keys											
	Plastic	--	ID group 1	Green	▶	3SU1900-0FV40-0AA0		1	1 unit	41J	
				ID group 2	Yellow	▶		3SU1900-0FW30-0AA0	1	1 unit	41J
				ID group 3	Red	▶		3SU1900-0FX20-0AA0	1	1 unit	41J
				ID group 4	Blue	▶		3SU1900-0FY50-0AA0	1	1 unit	41J
3SU1900-0FV40-0AA0											

¹⁾ Also available with special lock. Supplement the Article No. with "-Z" and the order code "Y04" and specify the required lock in plain text. Additional price on request.

SIRIUS ACT Pushbuttons and Indicator Lights

Accessories

Enclosures




Selection and ordering data

Product version	Material	Color	SD	Article No.	Price per PU	PU (UNIT, SET, M)	PS*	PG	
Metric cable glands									
 3SU1900-0HG10-0AA0	M20 for round cable and enclosures With 1 to 3 command points	Plastic	Black	▶	3SU1900-0HG10-0AA0		1	1 unit	41J
	M25 for round cable and enclosures With 4 and 6 command points	Plastic	Black	5	3SU1900-0HH10-0AA0		1	1 unit	41J
	M20 for round cable and AS-i enclosure With 1 to 3 command points with 2-pin connector plug for AS-i module	Plastic	Black	3	3SU1900-0JA10-0AA0		1	1 unit	41J
	M25 for round cable and AS-i enclosure With 4 and 6 command points with 2-pin connector plug for AS-i module	Plastic	Black	3	3SU1900-0JB10-0AA0		1	1 unit	41J
	M20 for round cable and IO-Link enclosure With 1 to 3 command points with 10-pin connector plug for IO-Link	Plastic	Black	▶	3SU1900-0JC10-0AA0		1	1 unit	41J
	M25 for round cable and IO-Link enclosure With 4 and 6 command points with 10-pin connector plug for IO-Link	Plastic	Black	▶	3SU1900-0JD10-0AA0		1	1 unit	41J
	M20 for AS-i profile cable and AS-i enclosure With 1 to 3 command points with 2-pin connector plug for AS-i module	Plastic	Black	5	3SU1900-0HE10-0AA0		1	1 unit	41J
	M25 for AS-i profile cable and AS-i enclosure With 4 and 6 command points with 2-pin connector plug for AS-i module	Plastic	Black	5	3SU1900-0HF10-0AA0		1	1 unit	41J
Connection pieces									
For plastic enclosures									
 3SU1900-0HJ10-0AA0	M20/M20 connection piece For connecting 2 enclosures	Plastic	Black	▶	3SU1900-0HJ10-0AA0		1	1 unit	41J
	M20/M25 connection piece For connecting 2 enclosures	Plastic	Black	5	3SU1900-0HK10-0AA0		1	1 unit	41J
	M25/M25 connection piece For connecting 2 enclosures	Plastic	Black	5	3SU1900-0HL10-0AA0		1	1 unit	41J
For metal enclosures									
 3SU1950-0HJ10-0AA0	M20/M20 connection piece For connecting 2 enclosures	Metal	Silver	5	3SU1950-0HJ10-0AA0		1	1 unit	41J
	M20/M25 connection piece For connecting 2 enclosures	Plastic	Silver	5	3SU1950-0HK10-0AA0		1	1 unit	41J
	M25/M25 connection piece For connecting 2 enclosures	Plastic	Silver	5	3SU1950-0HL10-0AA0		1	1 unit	41J

SIRIUS ACT Pushbuttons and Indicator Lights

Accessories

Enclosures

Product version	Material	Color	SD	Insulation piercing method		PU (UNIT, SET, M)	PS*	PG	
			d	Article No.	Price per PU				
Adapters for AS-i shaped cable									
	M20	Plastic	Black	3	3SU1900-0HX10-0AA0		1	1 unit	41J
	M25			3			3SU1900-0HY10-0AA0	1	1 unit
Adapters for tab connection									
For plastic enclosures									
	Adapter, M12 socket, 4-pole	Plastic	Black	5	3SU1930-0HA10-0AA0		1	1 unit	41J
	M20 cable entry			5			3SU1930-0HB10-0AA0	1	1 unit
	Adapter, M12 connector, 4-pole	Plastic	Black	5	3SU1930-0HC10-0AA0		1	1 unit	41J
	M20 cable entry			5			3SU1930-0HD10-0AA0	1	1 unit
	Adapter, M12 socket, 5-pole	Plastic	Black	5	3SU1930-0HP10-0AA0		1	1 unit	41J
	M20 cable entry			5			3SU1930-0HQ10-0AA0	1	1 unit
	Adapter, M12 connector, 5-pole	Plastic	Black	5	3SU1930-0HR10-0AA0		1	1 unit	41J
	M20 cable entry			5			3SU1930-0HS10-0AA0	1	1 unit
	Adapter, M12 socket, 8-pole	Plastic	Black	5	3SU1930-0HT10-0AA0		1	1 unit	41J
	M20 cable entry			5			3SU1930-0HU10-0AA0	1	1 unit
	Adapter, M12 connector, 8-pole	Plastic	Black	5	3SU1930-0HV10-0AA0		1	1 unit	41J
	M20 cable entry			5			3SU1930-0HW10-0AA0	1	1 unit
For metal enclosures									
	Adapter, M12 socket, 4-pole	Plastic	Black	5	3SU1950-0HA10-0AA0		1	1 unit	41J
	M20 cable entry			5			3SU1950-0HB10-0AA0	1	1 unit
	Adapter, M12 connector, 4-pole	Plastic	Black	5	3SU1950-0HC10-0AA0		1	1 unit	41J
	M20 cable entry			5			3SU1950-0HD10-0AA0	1	1 unit
	Adapter, M12 socket, 5-pole	Plastic	Black	5	3SU1950-0HP10-0AA0		1	1 unit	41J
	M20 cable entry			5			3SU1950-0HQ10-0AA0	1	1 unit
	Adapter, M12 connector, 5-pole	Plastic	Black	5	3SU1950-0HR10-0AA0		1	1 unit	41J
	M20 cable entry			5			3SU1950-0HS10-0AA0	1	1 unit
	Adapter, M12 socket, 8-pole	Plastic	Black	5	3SU1950-0HT10-0AA0		1	1 unit	41J
	M20 cable entry			5			3SU1950-0HU10-0AA0	1	1 unit
	Adapter, M12 connector, 8-pole	Plastic	Black	5	3SU1950-0HV10-0AA0		1	1 unit	41J
	M20 cable entry			5			3SU1950-0HW10-0AA0	1	1 unit
Enclosure cover monitoring¹⁾									
	Module with extension plunger	Plastic	Black	3	3SU1900-0HM10-0AA0		1	1 unit	41J




¹⁾ In addition, a 3SU1400-2AA10-.BA0 contact module is required.

SIRIUS ACT Pushbuttons and Indicator Lights

Accessories






Miscellaneous accessories

Selection and ordering data

Product designation Product version	Material	Color	SD	Article No.	Price per PU	PU (UNIT, SET, M)	PS*	PG
Miscellaneous accessories								
 3SU1900-0KA10-0AA0	PCB carriers	Plastic	Black	5	3SU1900-0KA10-0AA0	100	10 units	41J
 3SU1900-0CK10-0AA0	Pressure plates for selectors and locks	Plastic	White	▶	3SU1900-0CK10-0AA0	100	10 units	41J
 3SU1900-0KF10-0AA0	Drilling template for grid 30 x 40, horizontal	Plastic	Black	5	3SU1900-0KF10-0AA0	1	1 unit	41J
 3SU1900-0KG10-0AA0	Extension plungers For compensation of the distance between the pushbutton and the unlatching button of an overload relay	Plastic	Gray	▶	3SU1900-0KG10-0AA0	1	1 unit	41J
 3SU1950-0JE80-0AA0	Strut profile mounting adapters	Metal	Sand gray	3	3SU1950-0JE80-0AA0	1	1 unit	41J
	Adapters for enclosures with 1 command point between enclosure top and bottom, for installation of 2-pole or two 1-pole contact modules with front plate mounting	Plastic	Black	5	3SU1900-0JF10-0AA0	1	1 unit	41J
	Adapters for modules with floor mounting	Plastic	Black	30	3SU1900-0JG10-0AA0	1	100 units	41J
 3SU1900-0KH80-0AA0	Adapters for standard rail mounting	Plastic	Black	▶	3SU1900-0KH80-0AA0	1	1 unit	41J

SIRIUS ACT Pushbuttons and Indicator Lights Accessories

Miscellaneous accessories

Product designation	Material	Color	SD	Article No.	Price per PU	PU (UNIT, SET, M)	PS*	PG
Miscellaneous accessories								
 3SU1950-0KJ80-0AA0	Adapters for actuators and indicators With front ring for flat mounting	Metal	Silver	▶	3SU1950-0KJ80-0AA0		1	1 unit 41J
 3SU1950-0KB10-0AA0	Adapters for 30.5 mm to 22.5 mm mounting hole	Metal, shiny	Silver	▶	3SU1950-0KB10-0AA0		1	1 unit 41J
		Metal, matte	Sand gray	▶	3SU1960-0KB10-0AA0		1	1 unit 41J
 3SU1950-0KK80-0AA0	Grounding studs	Metal	Silver	5	3SU1950-0KK80-0AA0		100	50 units 41J
 3SU1900-0KL10-0AA0	Connectors for sensor switches, angled socket with screw terminal connection	Plastic	Black	▶	3SU1900-0KL10-0AA0		1	1 unit 41J
 3SU1900-0KP80-0AA0	Flat ribbon cable 7 cores • Length 5 m • Length 10 m	Plastic	Gray	5	3SU1900-0KQ80-0AA0		1	1 unit 41J
		Plastic	Gray	5	3SU1900-0KP80-0AA0		1	1 unit 41J

SIRIUS ACT Pushbuttons and Indicator Lights

Notes

SIRIUS ACT Pushbuttons and Indicator Lights

Notes

1. General Provisions

By using this catalog you can acquire hardware and software products described therein from Siemens AG subject to the following Terms and Conditions of Sale and Delivery (hereinafter referred to as "T&C"). Please note that the scope, the quality and the conditions for supplies and services, including software products, by any Siemens entity having a registered office outside Germany, shall be subject exclusively to the General Terms and Conditions of the respective Siemens entity. The following T&C apply exclusively for orders placed with Siemens Aktiengesellschaft, Germany.

1.1 For customers with a seat or registered office in Germany

For customers with a seat or registered office in Germany, the following applies subordinate to the T&C:

- the "General Terms of Payment"¹⁾ and,
- for software products, the "General License Conditions for Software Products for Automation and Drives for Customers with a Seat or Registered Office in Germany"¹⁾ and,
- for other supplies and services, the "General Conditions for the Supply of Products and Services of the Electrical and Electronics Industry"¹⁾.

1.2 For customers with a seat or registered office outside Germany

For customers with a seat or registered office outside Germany, the following applies subordinate to the T&C:

- the "General Terms of Payment"¹⁾ and,
- for software products, the "General License Conditions for Software Products for Automation and Drives for Customers with a Seat or Registered Office outside of Germany"¹⁾ and
- for other supplies and/or services, the "General Conditions for Supplies of Siemens Industry for Customers with a Seat or Registered Office outside of Germany"¹⁾.

2. Prices

The prices are in € (Euro) ex point of delivery, exclusive of packaging.

The sales tax (value added tax) is not included in the prices. It shall be charged separately at the respective rate according to the applicable statutory legal regulations.

Prices are subject to change without prior notice. We will charge the prices valid at the time of delivery.

To compensate for variations in the price of raw materials (e.g. silver, copper, aluminum, lead, gold, dysprosium and neodym), surcharges are calculated on a daily basis using the so-called metal factor for products containing these raw materials. A surcharge for the respective raw material is calculated as a supplement to the price of a product if the basic official price of the raw material in question is exceeded.

The metal factor of a product indicates the basic official price (for those raw materials concerned) as of which the surcharges on the price of the product are applied, and with what method of calculation.

An exact explanation of the metal factor can be downloaded at:

www.siemens.com/automation/salesmaterial-as/catalog/en/terms_of_trade_en.pdf

To calculate the surcharge (except in the cases of dysprosium and neodym), the official price from the day prior to that on which the order was received or the release order was effected is used.

To calculate the surcharge applicable to dysprosium and neodym ("rare earths"), the corresponding three-month basic average price in the quarter prior to that in which the order was received or the release order was effected is used with a one-month buffer (details on the calculation can be found in the explanation of the metal factor).

3. Additional Terms and Conditions

The dimensions are in mm. In Germany, according to the German law on units in measuring technology, data in inches apply only to devices for export.

Illustrations are not binding.

Insofar as there are no remarks on the individual pages of this catalog - especially with regard to data, dimensions and weights given - these are subject to change without prior notice.

4. Export regulations

We shall not be obligated to fulfill any agreement if such fulfillment is prevented by any impediments arising out of national or international foreign trade or customs requirements or any embargoes and/or other sanctions.

Export of goods listed in this catalog may be subject to licensing requirements. We will indicate in the delivery details whether licenses are required under German, European and US export lists. Goods labeled with "AL" not equal to "N" are subject to European or German export authorization when being exported out of the EU. Goods labeled with "ECCN" not equal to "N" are subject to US re-export authorization.

The export indications can be viewed in advance in the description of the respective goods on the Industry Mall, our online catalog system. Only the export labels "AL" and "ECCN" indicated on order confirmations, delivery notes and invoices are authoritative.

Even without a label, or with label "AL:N" or "ECCN:N", authorization may be required i .a. due to the final disposition and intended use of goods.

If you transfer goods (hardware and/or software and/or technology as well as corresponding documentation, regardless of the mode of provision) delivered by us or works and services (including all kinds of technical support) performed by us to a third party worldwide, you must comply with all applicable national and international (re-)export control regulations.

If required for the purpose of conducting export control checks, you (upon request by us) shall promptly provide us with all information pertaining to the particular end customer, final disposition and intended use of goods delivered by us respectively works and services provided by us, as well as to any export control restrictions existing in this relation.

The products listed in this catalog may be subject to European/German and/or US export regulations. Any export requiring approval is therefore subject to authorization by the relevant authorities.

Errors excepted and subject to change without prior notice.

¹⁾ The text of the Terms and Conditions of Siemens AG can be downloaded at www.siemens.com/automation/salesmaterial-as/catalog/en/terms_of_trade_en.pdf

Get more information

Control Products:
www.siemens.com/sirius

Siemens AG
Digital Factory
Control Products
Postfach 23 55
90713 FÜRTH
GERMANY

© Siemens AG 2018
Subject to change without prior notice
Article No. E86060-K1010-A271-A3-7600
ST.PV.T.0031.S.30 / Dispo 68201
KG 0318 5. WÜ 148 En
Printed in Germany

The information provided in this catalog contains merely general descriptions or characteristics of performance which in case of actual use do not always apply as described or which may change as a result of further development of the products. An obligation to provide the respective characteristics shall only exist if expressly agreed in the terms of contract. Availability and technical specifications are subject to change without notice

All product designations may be trademarks or product names of Siemens AG or supplier companies whose use by third parties for their own purposes could violate the rights of the owners.

Token fee: 2.- €

Security information

Siemens provides products and solutions with industrial security functions that support the secure operation of plants, systems, machines and networks.

In order to protect plants, systems, machines and networks against cyber threats, it is necessary to implement – and continuously maintain – a holistic, state-of-the-art industrial security concept. Siemens' products and solutions only form one element of such a concept.

Customer is responsible to prevent unauthorized access to its plants, systems, machines and networks. Systems, machines and components should only be connected to the enterprise network or the internet if and to the extent necessary and with appropriate security measures (e.g. use of firewalls and network segmentation) in place.

Additionally, Siemens' guidance on appropriate security measures should be taken into account. For more information about industrial security, please visit <http://www.siemens.com/industrialsecurity>.

Siemens' products and solutions undergo continuous development to make them more secure. Siemens strongly recommends to apply product updates as soon as available and to always use the latest product versions. Use of product versions that are no longer supported, and failure to apply latest updates may increase customer's exposure to cyber threats.

To stay informed about product updates, subscribe to the Siemens Industrial Security RSS Feed under <http://www.siemens.com/industrialsecurity>.

SIRIUS ACT - Push
Buttons
and Signaling
Devices

